

ภาคผนวก จ

เอกสารสอบเทียบเครื่องมือตรวจวัด

List of Instruments Certification for Air & Noise Quality Analysis

No.	Instrument/Equipment	Parameter	Manufacturer	Model/Serial No.	Calibrator	Certification No.	Date of Calibration	Due date of Calibration	Remark
Ambient									
1	Orifice Transfer Standard Calibrator	Total Suspended Particulate (TSP) Particulate Matter < 10 µm (PM_{10})	Tisch Environmental,Inc.	TE-5025A 3383	Jiranatee Associates Co., Ltd.	CL-003-65	26 Jul 22	25 Jul 24	-
2	U-Tube Manometer	Total Suspended Particulate (TSP) Particulate Matter < 10 µm (PM_{10})	Dwyer	1221-36-W/M -	Technology Promotion Association (Thailand-Japan)	22P967	12 Aug 22	11 Aug 23	-
3	Aneroid Barometer	Total Suspended Particulate (TSP) Particulate Matter < 10 µm (PM_{10})	Barigo, Germany	-	Technology Promotion Association (Thailand-Japan)	22P1168	5 Apr 22	4 Apr 23	-
4	Dial Thermo-Hygrometer	Total Suspended Particulate (TSP) Particulate Matter < 10 µm (PM_{10})	Barigo, Germany	-	Technology Promotion Association (Thailand-Japan)	22H768	5 Apr 22	4 Apr 23	-
5	Wind Speed/Wind Direction	WS/WD	LSI LASTEM	E-LOG305 20020301	Thai Meteorological Department	413/22	12 Jul 22	11 Jul 23	-
6	Wind Speed/Wind Direction	WS/WD	LSI LASTEM	E-LOG305 21020224	Thai Meteorological Department	414/22	12 Jul 22	11 Jul 23	-
7	Sound Level Calibrator (Acoustic Calibrator)	Calibrate Sound Level Meter	Larson Davis	CAL150 6457	Innovative Instrument Co.,Ltd.	22-ACT-370	8 Jun 22	7 Jun 23	-
8	Sound Level Meter	$L_{Aeq\ 24\ hours}$, $L_{Aeq\ 5\ min}$, L_{Amax}, L_{A90}, L_{Adn} ระดับเสียงรบกวน	Larson Davis	LxT2 0005286	Sithiporn Associates Co., Ltd.	ACL22081	25 Jan 22	24 Jan 24	-
9	Sound Level Meter	$L_{Aeq\ 8\ hours}$, L_{Amax}	Rion, Japan	NL-42 00321434	Sithiporn Associates Co., Ltd.	ACL23022	12 Jan 23	11 Jan 24	-

JIRANATEE ASSOCIATES CO.,LTD.

Jiranatee Associates Co.,Ltd
63/14-15, 67/35-36
Petchkasem 7,7/1, Rd. Watthapra, Bangkokyai,
Bangkok 10600(Thailand)
Tel: +6608680812
Mobile: +66863999453
E-mail: jnac-calibration@jiranatee.com
Web site: www.jiranatee.com

Accredited calibration laboratory
ISO/IEC 17025:2017
NSC-TISI-TIS 17025
CALIBRATION 0367

Flow measurement laboratory
Calibration services department.

CERTIFICATE OF CALIBRATION

Certificate No. : CL-003-65

MEASUREMENT ITEM	: Top Load Orifice
MANUFACTURER	: Tisch Environmental, Inc.
MODEL/TYPE	: TE-5025A
SERIAL NUMBER	: 3383
ID NUMBER	: UAE.EFM.063/2560
CONDITION AS-RECEIVED	: Used item
CUSTOMER	: United Analyst and Engineering Consultant Co.,Ltd. 81 Soi Udomsuk 41, Sukhumvit Road, Bangchak, Phrakhanong, Bangkok 10260
RECEIVED DATE	: 15 Jul 2022
MEASUREMENT DATE	: 25 Jul 2022
ISSUE DATE	: 26 Jul 2022

Calibration procedure:
The Orifice gas flow device was calibrated against Standard Rotary Displacement Meter (Roots Meter) Model G65/IMC/W2-dp. The WI-CL-004 was used as a calibration guideline.

Traceability:
This certificate provides a traceability of The measurement to recognized the national standards, and to realization of the international system of units (SI) through the VSL (National Metrology Institute of Netherlands) via Certificate number: G2211901

Uncertainty of Measurement:
The reported uncertainty of measurement is based on the standard uncertainty multiplied by a coverage factor k=2, Which for a normal distribution corresponds to a coverage probability of approximately 95%. The standard uncertainty has been determined in accordance with the GUM 'Evaluation of measurement data - Guide to the expression of uncertainty in measurement'

ENVIRONMENTAL CONDITIONS:
Ambient condition in the laboratory are as follow:

Temperature	: 23.0 ± 3.0	°C
Relative Humidity	: 55.0 ± 15.0	%RH
Atmospheric Pressure	: 1010 ± 10	hPa

CALIBRATION CONDITION:

Preconditioning	: 24 hours at ambient conditions.
Measurement Condition	: The average values during measurement are 24.8 °C and 55.1 %RH.

TABULATION OF RESULTS:
The table on next page give the measured values.

Calibrated by:

☐ Mr. Sorawit Thachalad
☑ Miss Jittraporn Lertsomphol

JNAC JIRANATE ASSOCIATES CO., LTD.

Approved signatory: .....[redacted]

Jiranatee Associates Co.,Ltd.

THIS CERTIFICATE REPORT MAY NOT BE REPRODUCED EXCEPT IN FULL UNLESS PERMISSION FOR REPRODUCTION HAS BEEN OBTAINED IN WRITING FROM THE LABORATORY

เอกสารไม่ควบคุม



เอกสารไม่ควบคุม

JIRANATEE ASSOCIATES CO.,LTD.

Continuation of Certificate of Calibration Number CL-003-65

MEASUREMENT RESULTS:

The Orifice gas flow device was calibrated by direct comparison method with the Standard Rotary Displacement Meter (Roots Meter). The Humid air was used as a medium in the system. The standard conditions are 25°C (298.15 K) and 760 mmHg for standard temperature and standard pressure respectively.

Table 1: The results of Q Standard calibration data

Plate	Flow rate m^3/min	Pressure [Pa] mmHg	Temperature [Ta] °C	Temperature [Tm] °C	Δp_meter mmHg	Δp_Orifice inH_2O	Y	Standard Flow [Q_s] m^3/min
1	0.697	754.265	24.640	23.960	55.399	1.699	1.299	0.643
2	1.000	754.236	24.950	24.350	62.172	3.444	1.849	0.913
3	1.118	754.323	24.730	24.210	41.925	4.582	2.133	1.051
4	1.169	754.212	24.640	24.160	31.045	5.150	2.262	1.116
5	1.416	754.175	24.480	24.210	30.117	7.629	2.754	1.353

Slope (m): **2.04804**

Intercept (b): **-0.01939**

Correlation coefficient (r): **0.99982**

Uncertainty (k=2): **0.011** m^3/min

Table 2: The results of Q actual calibration data

Plate	Flow rate m^3/min	Pressure [Pa] mmHg	Temperature [Ta] °C	Temperature [Tm] °C	Δp_meter mmHg	Δp_Orifice inH_2O	Y	Standard Flow [Q_a] m^3/min
1	0.697	754.265	24.640	23.960	55.399	1.699	0.819	0.647
2	1.000	754.236	24.950	24.350	62.172	3.444	1.167	0.919
3	1.118	754.323	24.730	24.210	41.925	4.582	1.345	1.058
4	1.169	754.212	24.640	24.160	31.045	5.150	1.426	1.123
5	1.416	754.175	24.480	24.210	30.117	7.629	1.735	1.361

Slope (m): **1.28277**

Intercept (b): **-0.01223**

Correlation coefficient (r): **0.99982**

Uncertainty (k = 2): **0.012** m^3/min

*****End of Certificate of Calibration*****

JIRANATE ASSOCIATES CO., LTD.

Jiranatee Associates Co., Ltd.

เอกสารไม่ควบคุม

TECHNOLOGY PROMOTION ASSOCIATION (THAILAND-JAPAN)
CORPORATE SERVICES 3: EQUIPMENT CALIBRATION AND TESTING SERVICES
534/4 PATTANAKARN ROAD SOI 18, SUANLUANG, SUANLUANG, BANGKOK 10250
TEL. 0-2717-3000-24 FAX. 0-2719-9484

Certificate of Calibration

Certificate No. : 22P967

Equipment : U Tube Manometer
Manufacturer: Dwyer
Model : 1221-36-W/M
Serial No.: -
ID No.: UAE.EFM.178/2561
Condition As-Received: Used Item
Received Date: 03 August 2022
Calibration Date: 12 August 2022

This certificate may not be reproduced other than in full, except with the prior written approval of the head of Corporate Services 3: Equipment Calibration and Testing Services.

Reference: 2208-0131WSC
Ambient Temperature: (23 ± 2) °C
Relative Humidity: (50 ± 15) %
Atmospheric Pressure: 1010 mbar

Submitted by: United Analyst and Engineering Consultant Co.,Ltd.
81 Soi Udomsuk 41, Sukhumvit Road, Bangchak, Phrakhanong, Bangkok 10260

Procedure used: The calibration was conducted by direct comparison method against Pressure Measuring Instruments Standard according to in-house calibration procedure CP-P04, using " DKD-R 6-1 ; Calibration of Pressure Gauges, Edition 03/2014 " as a guidelines.

Condition of this result of calibration

1.Reference standards instuments :

Instrument	Model	Serial No.	Certificate No.	Due Date
1) Pressure Calibrator	PC106P	1189	MP-0113-22	14 Jul 2023

2.This result of calibration was made on requested at the point specified by customer.

3.Scale and conversion factor is 1 kPa = 4.0146293 inH_2O

4.This instrument was used clean air as pressure media.

5.This instrument was calibrated by applied pressure to high-port (+) side and low-port (-) side open to atmospheric pressure.

6.This instrument was installed in vertical orientation and top of the pressure port was used as the reference level.

7.The certificate is valid only to the item calibrated on date and place of calibration.

8.This Certification is traceable to the International System of Unit maintained at:-

-National Institute of Metrology Thailand (NIMT)

Calibrated by : Suwit Aussarree
Issue Date : 14 August 2022

Approved Signatory : [redacted]
[ ] Phalinee Prabpaipal
[ ] Sura Suwannasri
[✓] Attapol Panurach

เอกสารไม่ควบคุม

B 0282414

Result of calibration:- Without adjustment **Range :** 0 inH_2O to 36 inH_2O

Function:- Pressure Measurement **Scale Interval :** 0.1 inH_2O(The Fifth Estimate)

Increasing Pressure

	UUC Indication			
Applied Pressure (inH_2O)	High-port side (inH_2O)	Low-port side (inH_2O)	ΔP (inH_2O)	Error (inH_2O)
0.00	0.00	0.00	0.00	0.00
2.00	0.98	-0.94	1.92	-0.08
4.00	2.00	-1.98	3.98	-0.02
6.00	3.00	-2.98	5.98	-0.02
8.00	4.00	-3.98	7.98	-0.02
10.00	5.00	-4.98	9.98	-0.02
12.00	6.02	-5.96	11.98	-0.02
14.00	7.02	-6.96	13.98	-0.02
16.00	8.04	-7.98	16.02	0.02
18.00	9.04	-8.98	18.02	0.02
20.00	10.04	-9.98	20.02	0.02
22.00	11.06	-10.98	22.04	0.04
24.00	12.06	-12.00	24.06	0.06
26.00	13.06	-13.00	26.06	0.06
28.00	14.08	-14.02	28.10	0.10
30.00	15.08	-15.02	30.10	0.10
32.00	16.08	-16.04	32.12	0.12
34.00	17.10	-17.04	34.14	0.14
35.80	17.90	-17.86	35.76	-0.04

The uncertainty of measurement was ± 0.11 inH_2O

* UUC = Unit Under Calibration

* ΔP = High-port side - Low-port side

The reported uncertainty of measurement was based on a standard uncertainty multiplied by a coverage factor $k = 2$, providing a level of confidence of approximately 95 %.

-o0o-

[redacted]
เอกสารไม่ควบคุม
a 1099525

TECHNOLOGY PROMOTION ASSOCIATION (THAILAND-JAPAN)
CORPORATE SERVICES 3: EQUIPMENT CALIBRATION AND TESTING SERVICES
534/4 PATTANAKARN ROAD SOI 18, SUANLUANG, SUANLUANG, BANGKOK 10250
TEL. 0-2717-3000-24 FAX. 0-2719-9484

NSC-TISI-TIS17025
CALIBRATION 0008

Certificate of Calibration

Certificate No. : 22P1168

Equipment :	Aneroid Barometer
Manufacturer:	Barigo
Model :	-
Serial No.:	-
ID No.:	UAE.EMA2.109/2555
Condition As-Received:	Used Item
Received Date:	30 March 2022
Calibration Date:	05 April 2022

This certificate may not be reproduced other than in full, except with the prior written approval of the head of Corporate Services 3: Equipment Calibration and Testing Services.

Reference:	2203-1125WSC
Ambient Temperature:	(23 ± 2) °C
Relative Humidity:	(50 ± 15) %
Atmospheric Pressure:	1010 mbar

Submitted by: United Analyst and Engineering Consultant Co.,Ltd.
81 Soi Udomsuk 41, Sukhumvit Road, Bangchak, Phrakhanong, Bangkok 10260

Procedure used: The calibration was conducted by direct comparison method against Pressure Measuring Instruments Standard according to in-house calibration procedure CP-P10, using " DKD-R 6-1 ; Calibration of Pressure Gauges, Edition 03/2014 " as a guidelines.

Condition of this result of calibration

1.Reference standards instuments :

Instrument	Model	Serial No.	Certificate No.	Due Date
1) Standard Barometer	DPI142	1422505046	MP-0053-21	08 Apr 2022

2.This instrument was installed in vertical orientation and center of the dial was used as the reference level.

3.This result of calibration was made on requested at the point specified by customer.

4.Scale and conversion factor is 1 kPa = 7.50062 mmHg

5.This result of calibration instrument was in absolute pressure.

6.This instrument was used clean air as pressure media.

7.The certificate is valid only to the item calibrated on date and place of calibration.

8.This Certification is traceable to the International System of Unit maintained at:-

-National Institute of Metrology Thailand (NIMT)

Calibrated by : Suwit Aussarree
Issue Date : 05 April 2022

Approved Signatory : [redacted]

[ ] Phalinee Prabpaipal
[✓] Sura Suwannasri
[ ] Attapol Panurach

เอกสารไม่ควบคุม

B 0283994

Result of calibration:- Without adjustment

Range : 720 mmHg to 770 mmHg

Function:- Absolute Pressure Measurement

Scale Interval : 1 mmHg (The Fifth Estimate)

Increasing Pressure

Applied Pressure (mmHg)	717.30	728.57	738.79	749.10	759.33	769.93
UUC* Indication (mmHg)	720.0	730.0	740.0	750.0	760.0	770.0
Error (mmHg)	2.70	1.43	1.21	0.90	0.67	0.07

Decreasing Pressure

Applied Pressure (mmHg)	769.92	759.32	749.09	738.79	728.56	717.29
UUC* Indication (mmHg)	770.0	760.0	750.0	740.0	730.0	720.0
Error (mmHg)	0.08	0.68	0.91	1.21	1.44	2.71

The uncertainty of measurement was ± 0.24 mmHg

* UUC = Unit Under Calibration

The reported uncertainty of measurement was based on a standard uncertainty multiplied by a coverage factor $k = 2$, providing a level of confidence of approximately 95 %.

-o0o-

[redacted]

เอกสารไม่ควบคุม

a 1101698

TECHNOLOGY PROMOTION ASSOCIATION (THAILAND-JAPAN)
CORPORATE SERVICES 3: EQUIPMENT CALIBRATION AND TESTING SERVICES
534/4 PATTANAKARN ROAD SOI 18, SUANLUANG, SUANLUANG, BANGKOK 10250
TEL. 0-2717-3000-24 FAX. 0-2719-9484

NSC-TISI-TIS17025
CALIBRATION 0008

Certificate of Calibration

Certificate No. : 22H768
Page : 1 of 2

Equipment : Dial Thermo-Hygrometer
Manufacturer: Barigo
Model : -
Serial No.: -
ID No.: UAE.ANV.130/2550
Condition As-Received: Used Item
Received Date: 30 March 2022
Calibration Date: 01 April 2022 to 05 April 2022
Reference: 2203-1124WSC
Ambient Temperature: (25 ± 3) °C
Relative Humidity: (50 ± 20) %

This certificate may not be reproduced other than in full, except with the prior written approval of the head of Corporate Services 3: Equipment Calibration and Testing Services.

Submitted by: United Analyst and Engineering Consultant Co.,Ltd.
81 Soi Udomsuk 41, Sukhumvit Road, Bangchak, Phrakhanong, Bangkok 10260

Procedure used: Calibration were conducted using in-house calibration procedure CP-H02 according to comparison with standard chilled mirror sensor for humidity measurement function and comparison with standard temperature probe for temperature measurement function into humidity / temperature chamber.

Condition of this result of calibration

1.Reference standards instuments :

Instrument	Model	Serial No.	Certificate No.	Due Date
1) Standard Chilled Mirror Hygrometer Sensor	Dew Prime II	31863	19714	17 Sep 2022
2) Standard Humidity/Temperature Meter	400	10203027	TH-0063-21	01 Jul 2022

2.The certificate is valid only to the item calibrated on date and place of calibration.

3.This Certification is traceable to the International System of Unit maintained at:-

-National Institute of Standards and Technology (NIST) , The United States of America

-National Institute of Metrology Thailand (NIMT)

Calibrated by : Somchai Dumwor
Issue Date : 08 April 2022

Approved Signatory : [redacted]
[√] Chakrit Waewanjua
[ ] Pornthippa Tameyakul
[ ] Viporn Tantiyawutti

เอกสารไม่ควบคุม

B 0285420

Result of Calibration:- Without Adjustment

Function: Humidity measurement.

Reference Temperature (°C)	Standard Humidity (%R.H.)	UUC* Reading (%R.H.)	Error (%R.H.)	Uncertainty of Measurement (±%R.H.)
25.0	40.1	48	7.9	1.6
25.0	60.0	62	2.0	1.8
25.0	80.0	76	-4.0	2.0

Result of Calibration:- Without Adjustment

Function: Temperature measurement.

Standard Temperature (°C)	UUC* Reading (°C)	Error (°C)	Uncertainty of Measurement (±°C)
20.02	20.0	-0.02	0.72
29.98	30.0	0.02	0.72
40.03	39.5	-0.53	0.72

UUC* : Unit Under Calibration

The reported uncertainty of measurement was base on standard uncertainty multiplied by coverage factor k = 2.00, providing confidence level approximately 95%.

-o0o-

[redacted]

เอกสารไม่ควบคุม

a 1104144

THAI METEOROLOGICAL DEPARTMENT

4353 Sukhumvit, Bangna, Bangkok 10260 Tel. 081-454-2804,0-2399-0469

Calibration Certificate

Issued by : Calibration & Test Section : Meteorological Instruments Bureau

Date of Issue 12 July, 2022 Certification No. 413/22

Object : เครื่องมือตรวจวัดอุตุนิยมวิทยา

Manufacturer : LSI

Type	:	Dato Logger	E-LOG 305	wind speed and wind direction	DNA 821
		Thermoigrometers	DMA875	Barometer	DQA 801
Mfg Code	:	Dato Logger	020020301	wind speed and wind direction	20010221
		Thermoigrometers	19100298	Barometer	20030067

Customer : United Analyst and Engineering Consultant Co.,Ltd.
81 Soi Udomsuk 41, Sukhumvit Road,
Bangchak, Prakanong, Bangkok 10260.

Calibration Condition : Temperature 25.1 °C Barometric Pressure 1014.6 hPa

NATIONAL STANDARD WIND TUNNEL : Thermal Anemometer 642 S/N 91563
: HOOK GAGE NO 1425 : Wind Aloft Plotting Board
N.I.S.T. Test Reference Number 731/241460
: Ultrasonic Anemometer Model DA-650-3TV (sensor TR-90AH)
Serial Number 110730029 (sensor 120629586)
JAPAN QUALITY ASSURANCE ORGANIZATION
STANDARD THERMOMETER : Theodor Friedrich : Dry No.8390/94 Wet No. 8389/94
: testo, testo 645 Serial No. 02848057 : Thermoschneider No.918802
STANDARD BAROMETER : Digital Barometer Vaisala Type PTB220 No. Y1220015
[redacted]eter Vaisala Type PTB330 No. K4320001

Calibrated by [redacted]
Mr. Watchara[redacted]
Mechanical Engineer

(Authorised Signatory)
[redacted]
Sub-Standard Instrument

เอกสารไม่ควบคุม

THAI METEOROLOGICAL DEPARTMENT

4353 Sukhumvit, Bangna, Bangkok 10260 Tel. 081-454-2804,0-2399-0469

The Result of Calibration

Wind Speed And Wind Direction — Certification No. 413/22

12 July, 2022 — Model DNA821 S/N 20010221 — Page : 2 of 7

Standard	HOOK GAGE NO. 1425			TESTED ANEMOMETER	
Ultrasonic Anemometer m/sec	Pressure inches	Vacumm inches	Pressure hPa	Velocity m/sec	Correction m/sec
1.00	-	-	-	1.1	-0.10
3.02	-	-	-	2.9	0.12
5.00	-	-	-	4.5	0.50
7.04	-	-	-	6.8	0.24
9.02	-	-	-	8.5	0.52
11.02	-	-	-	10.8	0.22
13.01	-	-	-	12.5	0.51
15.01	-	-	-	14.8	0.21
17.02	-	-	-	16.5	0.52
20.02	-	-	-	19.8	0.22

Wind Aloft Plotting Board.

US.DEPARTMENT OF COMMERCE WEATHER BUREAU

WIND DIRETION	TESTED WIND DIRECTION
0	0
90	90
180	180
270	270

Calibrated by : [redacted]

Mr. Watcharapol Subwat

Mechanical Engineer

Calibration & Test Section

Meteorological Instruments Bureau

เอกสารไม่ควบคุม

THAI METEOROLOGICAL DEPARTMENT

4353 Sukhumvit, Bangna, Bangkok 10260 Tel. 081-454-2804,0-2399-0469

The Result of Calibration

Barometer Model DQA801 s/n 20030067

Certification No. 413/22

12 July, 2022

Standard Barometer Pressure	Tested Barometer Pressure	Correction
1010.77	1011.0	-0.23
1008.67	1008.9	-0.23
1010.49	1010.8	-0.31
1010.67	1011.0	-0.33
1010.78	1011.1	-0.32
1011.09	1011.5	-0.41
1011.21	1011.7	-0.49
1011.06	1011.5	-0.44
1010.80	1011.1	-0.30
1010.62	1011.0	-0.38
1010.45	1010.8	-0.35
1009.93	1010.3	-0.37
1009.78	1010.2	-0.42
1009.43	1009.8	-0.37
1009.29	1009.9	-0.61
1008.93	1009.4	-0.47
1008.66	1009.0	-0.34
1008.33	1008.7	-0.37
1008.15	1008.5	-0.35
1007.28	1007.6	-0.32
	Average	-0.37

Calibrated by : [redacted]

Mr. Watcharapol Subwat

Mechanical Engineer

Calibration & Test Section

Meteorological Instruments Bureau

เอกสารไม่ควบคุม

THAI METEOROLOGICAL DEPARTMENT

4353 Sukhumvit, Bangna, Bangkok 10260 Tel. 081-454-2804,0-2399-0469

The Result of Calibration

Barometer Model DQA801 s/n 20030067

Certification No. 413/22

12 July, 2022

Standard Barometer Pressure	Tested Barometer Pressure	Correction
758.14	758.3	-0.17
756.56	756.7	-0.17
757.93	758.2	-0.23
758.06	758.3	-0.25
758.15	758.4	-0.24
758.38	758.7	-0.31
758.47	758.8	-0.37
758.36	758.7	-0.33
758.16	758.4	-0.23
758.03	758.3	-0.29
757.90	758.2	-0.26
757.51	757.8	-0.28
757.40	757.7	-0.32
757.13	757.4	-0.28
757.03	757.5	-0.46
756.76	757.1	-0.35
756.56	756.8	-0.26
756.31	756.6	-0.28
756.17	756.4	-0.26
755.52	755.8	-0.24
	Average	-0.28

Calibrated by : [redacted]

Mr. Watcharapol Subwat

Mechanical Engineer

Calibration & Test Section

Meteorological Instruments Bureau

เอกสารไม่ควบคุม

THAI METEOROLOGICAL DEPARTMENT

4353 Sukhumvit, Bangna, Bangkok 10260 Tel. 081-454-2804,0-2399-0469

The Result of Calibration

Thermoigrometers Model DMA 875 s/n 19100298

Certification No. 413/22

12 July, 2022

Standard Temp. °C	Temperature Sensor Reading	
	Reading °C	Correction °C
45.24	45.31	-0.07
30.36	30.46	-0.10
15.12	15.19	-0.07

Calibrated by [redacted]

Mr. Watcharapol Subwat

Mechanical Engineer

Calibration & Test Section

Meteorological Instruments Bureau

เอกสารไม่ควบคุม

THAI METEOROLOGICAL DEPARTMENT

4353 Sukhumvit, Bangna, Bangkok 10260 Tel. 081-454-2804,0-2399-0469

The Result of Calibration

Thermoigrometers Model DMA 875 s/n 19100298

Certification No. 413/22

12 July, 2022

Standard Humidity % R.H.	Relative Humidity Sensor Reading	
	Reading % R.H.	Correction % R.H.
84.25	82.3	1.95
62.14	62.0	0.14
41.32	42.3	-0.98

Calibrated by : [redacted]

Mr. [redacted]

Mechanical Engineer

Calibration & Test Section

Meteorological Instruments Bureau

เอกสารไม่ควบคุม

Date of Issue 12 July,2022

Certification No.413/22

ใบรับรอง

หนังสือฉบับนี้ขอรับรองว่า เครื่องวัดฝน ยี่ห้อ LSI แบบ TIPPING BUCKET ขนาด 324 cm^2 Model DQA 230.1 Serial 20020189 ทำการสอบเทียบกับแก้วฝนแบบแก้วตวง GAUGE DIAMETER 8.0 INCHES , NEGRETTI & ZAMBRA LONDON No 71082 และสามารถนำไปใช้ได้ มีค่าถูกต้องตามรายละเอียดของเครื่องมือ (0.2 mm/ TIP)

ลง [redacted]

เอกสารไม่ควบคุม

THAI METEOROLOGICAL DEPARTMENT

4353 Sukhumvit, Bangna, Bangkok 10260 Tel. 081-454-2804,0-2399-0469

Calibration Certificate

Issued by : Calibration & Test Section : Meteorological Instruments Bureau

Date of Issue 12 July, 2022 Certification No. 414/22

Object : เครื่องมือตรวจวัดอุตุนิยมวิทยา

Manufacturer : LSI

Type :	Dato Logger	E-LOG 305	wind speed and wind direction		DNA 821
	Thermoigrometers	DMA875	Barometer		DQA 801
Mfg Code :	Dato Logger	21020224	wind speed and wind direction		20010221
	Thermoigrometers	19100298	Barometer		20030067

Customer : United Analyst and Engineering Consultant Co.,Ltd.
81 Soi Udomsuk 41, Sukhumvit Road,
Bangchak, Prakanong, Bangkok 10260.

Calibration Condition : Temperature 25.1 °C Barometric Pressure 1014.6 hPa

NATIONAL STANDARD WIND TUNNEL : Thermal Anemometer 642 S/N 91563
: HOOK GAGE NO 1425 : Wind Aloft Plotting Board
N.I.S.T. Test Reference Number 731/241460
: Ultrasonic Anemometer Model DA-650-3TV (sensor TR-90AH)
Serial Number 110730029 (sensor 120629586)
JAPAN QUALITY ASSURANCE ORGANIZATION

STANDARD THERMOMETER : Theodor Friedrich : Dry No.8390/94 Wet No. 8389/94
: testo, testo 645 Serial No. 02848057 : Thermoschneider No.918802

STANDARD BAROMETER [redacted] eter Vaisala Type PTB220 No. V1220015
[redacted] eter Vaisala Type PTB330 No. K4320001

Calibrated by [redacted]
Mr. Watcharapol Subwat
Mechanical Engineer

(Authorised Signatory)
for the Chief
Sub-Standard Instrument

เอกสารไม่ควบคุม

THAI METEOROLOGICAL DEPARTMENT

4353 Sukhumvit, Bangna, Bangkok 10260 Tel. 081-454-2804,0-2399-0469

The Result of Calibration

Wind Speed And Wind Direction — Certification No. 414/22

12 July, 2022 — Model DNA821 S/N 20010221 — Page : 2 of 7

Standard	HOOK GAGE NO. 1425			TESTED ANEMOMETER	
Ultrasonic Anemometer m/sec	Pressure inches	Vacumm inches	Pressure hPa	Velocity m/sec	Correction m/sec
1.00	-	-	-	1.1	-0.10
3.02	-	-	-	2.9	0.12
5.00	-	-	-	4.5	0.50
7.04	-	-	-	6.8	0.24
9.02	-	-	-	8.5	0.52
11.02	-	-	-	10.8	0.22
13.01	-	-	-	12.5	0.51
15.01	-	-	-	14.8	0.21
17.02	-	-	-	16.5	0.52
20.02	-	-	-	19.8	0.22

Wind Aloft Plotting Board. US.DEPARTMENT OF COMMERCE WEATHER BUREAU	
WIND DIRETION	TESTED WIND DIRECTION
0	0
90	90
180	180
270	270

Calibrated by : [redacted]

Mr. Watcharapol Subwat

Mechanical Engineer

Calibration & Test Section

Meteorological Instruments Bureau

เอกสารไม่ควบคุม

THAI METEOROLOGICAL DEPARTMENT

4353 Sukhumvit, Bangna, Bangkok 10260 Tel. 081-454-2804,0-2399-0469

The Result of Calibration

Barometer Model DQA801 s/n 20030067

Certification No. 414/22

12 July, 2022

Standard Barometer Pressure	Tested Barometer Pressure	Correction
1010.77	1011.0	-0.23
1008.67	1008.9	-0.23
1010.49	1010.8	-0.31
1010.67	1011.0	-0.33
1010.78	1011.1	-0.32
1011.09	1011.5	-0.41
1011.21	1011.7	-0.49
1011.06	1011.5	-0.44
1010.80	1011.1	-0.30
1010.62	1011.0	-0.38
1010.45	1010.8	-0.35
1009.93	1010.3	-0.37
1009.78	1010.2	-0.42
1009.43	1009.8	-0.37
1009.29	1009.9	-0.61
1008.93	1009.4	-0.47
1008.66	1009.0	-0.34
1008.33	1008.7	-0.37
1008.15	1008.5	-0.35
1007.28	1007.6	-0.32
	Average	-0.37

Calibrated by : [redacted]

Mr. Watcharapol Subwat

Mechanical Engineer

Calibration & Test Section

Meteorological Instruments Bureau

เอกสารไม่ควบคุม

THAI METEOROLOGICAL DEPARTMENT

4353 Sukhumvit, Bangna, Bangkok 10260 Tel. 081-454-2804,0-2399-0469

The Result of Calibration

Barometer Model DQA801 s/n 20030067

Certification No. 414/22

12 July, 2022

Standard Barometer Pressure	Tested Barometer Pressure	Correction
758.14	758.3	-0.17
756.56	756.7	-0.17
757.93	758.2	-0.23
758.06	758.3	-0.25
758.15	758.4	-0.24
758.38	758.7	-0.31
758.47	758.8	-0.37
758.36	758.7	-0.33
758.16	758.4	-0.23
758.03	758.3	-0.29
757.90	758.2	-0.26
757.51	757.8	-0.28
757.40	757.7	-0.32
757.13	757.4	-0.28
757.03	757.5	-0.46
756.76	757.1	-0.35
756.56	756.8	-0.26
756.31	756.6	-0.28
756.17	756.4	-0.26
755.52	755.8	-0.24
[redacted]	Average	-0.28

Calibrated by : [redacted]

Mr. Watcharapol Subwat

Mechanical Engineer

Calibration & Test Section

Meteorological Instruments Bureau

เอกสารไม่ควบคุม

THAI METEOROLOGICAL DEPARTMENT

4353 Sukhumvit, Bangna, Bangkok 10260 Tel. 081-454-2804,0-2399-0469

The Result of Calibration

Thermoigrometers Model DMA 875 s/n 19100298

Certification No. 414/22

12 July, 2022

Standard Temp. °C	Temperature Sensor Reading	
	Reading °C	Correction °C
45.24	45.31	-0.07
30.36	30.46	-0.10
15.12	15.19	-0.07

Calibrated by [redacted]

Mr. Watcharapol Subwat

Mechanical Engineer

Calibration & Test Section

Meteorological Instruments Bureau

เอกสารไม่ควบคุม

THAI METEOROLOGICAL DEPARTMENT

4353 Sukhumvit, Bangna, Bangkok 10260 Tel. 081-454-2804,0-2399-0469

The Result of Calibration

Thermoigrometers Model DMA 875 s/n 19100298

Certification No. 414/22

12 July, 2022

Standard Humidity % R.H.	Relative Humidity Sensor Reading	
	Reading % R.H.	Correction % R.H.
84.25	82.3	1.95
62.14	62.0	0.14
41.32	42.3	-0.98

Calibrated by : [redacted]

Mr. Watcharapol Subwat

Mechanical Engineer

Calibration & Test Section

Meteorological Instruments Bureau

เอกสารไม่ควบคุม

Date of Issue 12 July,2022

Certification No.414/22

ใบรับรอง

หนังสือฉบับนี้ขอรับรองว่า เครื่องวัดฝน ยี่ห้อ LSI แบบ TIPPING BUCKET ขนาด 324 cm^2 Model DQA 230.1 Serial 20020189 ทำการสอบเทียบกับแก้วฝนแบบแก้วตวง GAUGE DIAMETER 8.0 INCHES , NEGRETTI & ZAMBRA LONDON No 71082 และสามารถนำไปใช้ได้ มีค่าถูกต้องตามรายละเอียดของเครื่องมือ (0.2 mm/ TIP)

ลงชื่อ.....

วิศวกรชำนาญการ

เอกสารไม่ควบคุม

INNOVATIVE INSTRUMENT CALIBRATION LAB
INNOVATIVE INSTRUMENT CO., LTD. HEAD OFFICE
7/139 MOO 13, SOI SUNTINAKORN 11 TAMBON BANG KAEO,
AMPHOE BANG PHLI SAMUT PRAKAN PROVINCE 10540 THAILAND
TEL: (66)0-2116-5860-1 FAX: (66)0-2116-7140

Certificate of Calibration

Customer

Name : UNITED ANALYST AND ENGINEERING CONSULTANT CO.,LTD.

Address : 81 Soi Udomsuk 41, Sukhumvit Road, Bangchak, Prakanong, Bangkok 10260

Certificate No : 22-ACT-370

Request No : Req-2022-0839

Unit Under Calibration Details

Measurement item : Acoustic Calibrator

Manufacturer : LASON DAVIS

Model : CAL150

Serial Number : 6457

ID : UAE.EFM.055/2564

Class : 2

Range : 94 , 114 dB / 1000 Hz

Intrument Status : Used

Calibration Environment and Details

Temperature : (23 ±2 °C)

Humidity : (50 ± 20 %RH)

Barometric Pressure : (1013 ±10.0 hPa)

Received Date : 10 May 2022

Calibration Date : 8 June 2022

Location of Calibration : LAB 1 Acoustic

Calibration Procedure : In-house method CP-ACT-02 based on IEC 60942:2017 Electroacoustics - Sound calibrators

Reference Standard	Model	Serial Number	Traceable	Due Calibration
Sound Calibrator	SV 35A	58079	EEI	31 May 2023
THD Multimeter	2015	1047765	NIMT	2 February 2023

Traceability : This certificate providoes traceability of measurement to recognized national standard, and to the realization of the international System of Units (SI).

Note

The reported uncertainty is based on standard uncertainty multiplied by the Coverage Factor k=2, providing a level of confidence approximately 95 %.

Calibrated By : [redacted]

Mr. Noppadon Luangart

Service Calibration Engineer

Approved By : [redacted]

Mr. Pacit Mathavorn

Calibration Engineer Supervisor

Issue Date : 8 June 2022

The results related only to the item calibrated. The certificate shall not be reproduced except in full, without written approval of the Innovative Instrument Co., Ltd.

เอกสารไม่ควบคุม



เอกสารไม่ควบคุม

INNOVATIVE INSTRUMENT CALIBRATION LAB
INNOVATIVE INSTRUMENT CO., LTD. HEAD OFFICE
7/139 MOO 13, SOI SUNTINAKORN 11 TAMBON BANG KAEO,
AMPHOE BANG PHLI SAMUT PRAKAN PROVINCE 10540 THAILAND
TEL: (66)0-2116-5860-1 FAX: (66)0-2116-7140

Certificate No : 22-ACT-370

Request No : Req-2022-0839

Sound pressure level **Calibration Results :** Without Adjustment

Calibration Range (dB)	Without Adjustment (dB)		Adjustment (dB)		Uncertainty (± dB)	Acceptance limit Class 2 (± dB)
	Measured	Error	Measured	Error		
94 dB / 1000 Hz	93.86	-0.14	-	-	0.11	0.40
114 dB / 1000 Hz	113.92	-0.08	-	-	0.11	0.40

Frequency of Sound pressure level

Calibration Range (Hz)	Without Adjustment		Adjustment		Uncertainty (± %)	Acceptance limit Class 2 (± %)
	Measured (Hz)	Error (%)	Measured (Hz)	Error (%)		
94 dB / 1000 Hz	1000.00	0.00	-	-	0.10	1.7
114 dB / 1000 Hz	1000.00	0.00	-	-	0.10	1.7

Total Harmonic Distortion plus Noise of Sound pressure level (THD+N %)

Calibration Range (Hz)	Without Adjustment	Adjustment	Uncertainty (± %)	Acceptance limit Class 2 (± %)
	Measured (%)	Measured (%)		
94 dB / 1000 Hz	0.14	-	0.40	3.0
114 dB / 1000 Hz	0.29	-	0.40	3.0

Note :

- Acceptance limit was IEC60942:2017 Class 1
- The calibration results exclude the calibrator pressure correction
- The calibration results exclude the microphone volume correction

End of Calibration

The results related only to the item calibrated. The certificate shall not be reproduced except in full, without written approval of the Innovative Instrument Co., Ltd.
เอกสารไม่ควบคุม

SITHIPORN ASSOCIATES CO.,LTD.
CALIBRATION LABORATORY

451-451/1 Sirinthorn Rd.,Bangbumru, Bangplud Bangkok 10700 THAILAND.
Tel.0-2435-8800 Fax.0-2433-1679 e-mail:cal-center@sithiphorn.com http://www.sithiphorn.com

NSC-TISI-TIS 17025
CALIBRATION 0394

Cert. No. : ACL22081
Pages : 1 of 8

Calibration Certificate

Equipment :	SOUND LEVEL METER
Manufacturer :	LARSON DAVIS
Model :	LxT2/ Microphone 375B02 / Preamplifier PRML x T2B
Serial No.:	0005286 / 011740 / 056087
ID No.:	-
Condition As Found :	GOOD
Customer :	UNITED ANALYST AND ENGINEERING CONSULTANT (UAE) 81 SOI UDOMSUK 41, SUKHUMVIT ROAD, BANGCHAK SUB-DISTRICT, PHRAKHANONG DISTRICT, BANGKOK 10260 THAILAND.
Location :	-
Ambient Temperature :	(23.0 ± 3) °C
Pressure :	(101.3 ± 3) kPa
Relative Humidity :	(50.0 ± 20) %
Received Date :	18 JANUARY 2022
Calibration Date :	26 JANUARY 2022
Date of Issue :	28 JANUARY 2022

Calibrated by : Nathakorn Pisutpaisan

Approved by : [redacted]

This certificate is issued in accordance with the requirements of ISO/IEC 17025 standard, may not be reproduced other than in full, except with the prior written approval of the head of Calibration Laboratory.

เอกสารไม่ควบคุม



เอกสารไม่ควบคุม

Continuation of Calibration Certificate

Cert. No. : ACL22081
Job No. : VC65AC0044
Pages : 2 of 8

Calibration Procedure : CP-AC-02

Calibration Method :

This equipment was calibrated by based on IEC-61672-3 (2013) Standard for sound level meter (SLM).
The SLM had tests to Acoustical and Electrical signal tests of frequency weighting with Anechoic chamber and Reference Standard Instruments.
For tests results of each items were made by observation of each Instruments display and also with SLM's display.

Condition of this result of calibration :

1. Reference Standard Instruments :

Instrument	Model	Serial No.	Cert. No.	Due Date
Waveform Generator	33210A	MY48017076	EF-0012-21	10-Feb-22
Waveform Generator	33511B	MY52302742	EF-0011-21	10-Feb-22
Digital Multimeter	33461A	MY53220104	EEL.BP. 05/0264	10-Feb-22
Digital Multimeter	33461A	MY53220076	EEL.BP. 03/0264	08-Feb-22
Digital Multimeter	34461A	MY60024273	1-15180725251-1	15-Sep-22
Programmable Attenuator	MAT-1070	62100114	1500-07774E	08-Mar-22
Condenser Microphone	4180	2977900	AA-1008-21	05-Feb-22
Measuring Amplifier	NA-42KAI	34560495	AA-3003-21	16-Feb-22

2. This result of calibration was found accurate as shown on date and place of calibration for this calibrated item only.
3. This certificate is traceable to the international system of unit maintained at :
   - 3.1 National Institute of Metrology (Thailand).
   - 3.2 Thailand Institute of Scientific and Technological Research (TISTR).

เอกสารไม่ควบคุม

Continuation of Calibration Certificate

Cert. No. : ACL22081
Job No. : VC65AC0044
Pages : 3 of 8

Summary of Measurement Result :

Parameter	Pass	Fail	Uncertainty (dB)	Maximum-permitted uncertainty of measurement (dB)
1. Absolute sensitivity	✓	-	0.2	N/A
2. Self-generated noise	✓	-	0.2	N/A
3. Acoustical signal tests of frequency weightings				
125 Hz	✓	-	0.3	0.6
1000 Hz	✓	-	0.3	0.6
8000 Hz	✓	-	0.3	0.7
4. Electrical signal tests of frequency weightings				
For 10 Hz to 4 kHz	✓	-	0.3	0.6
For > 4 kHz to 10 kHz	✓	-	0.3	0.7
For > 10 kHz to 20 kHz	✓	-	0.3	1.0
5. Frequency and time weightings at 1 kHz	✓	-	0.2	0.2
6. Long - term stability	✓	-	0.1	0.1
7. Level linearity on the reference level range	✓	-	0.2	0.3
8. Level linearity including the level range control	✓	-	0.2	0.3
9. Tone burst response	✓	-	0.2	0.3
10. Peak C sound level	✓	-	0.2	0.35
11. Overload indication	✓	-	0.2	0.25
12. High level stability	✓	-	0.1	0.1

เอกสารไม่ควบคุม

[redacted]

Continuation of Calibration Certificate

Cert. No. : ACL22081
Job No. : VC65AC0044
Pages : 4 of 8

Result of calibration :

1. Absolute sensitivity

Reference Acoustic Signal (dB)	Measured Value (dB)	Deviation (dB)	Acceptance Limit (dB)
93.9 (93.96)	94.0	0.0	±0.3

2. Self-generated noise

2.1 Normal test

Measured Value (dB)
31.0

2.2 The microphone of the sound level meter was replaced by electrical signal input device.

Frequency Weighting	Measured value (dB)
A - weight	30.8
C - weight	30.6
Flat	36.8

3. Acoustical signal tests of frequency weightings

Meter free-field acoustic response at a level of 84 dB

Frequency (Hz)	Deviation from various frequency weighting response curve (dB)			
	Flat	C-weight	A-weight	Acceptance Limits
125	-0.1	0.1	0.0	± 1.5
1000	-0.2	-0.2	-0.2	± 1.0
8000	3.1	3.2	3.2	±5.0

เอกสารไม่ควบคุม

4. Electrical signal tests of frequency weightings

Weighting network response with relative to 1 kHz.

Frequency (Hz)	Deviation from various frequency weighting response curve (dB)			
	Flat	C-weight	A-weight	Acceptance Limits
63	0.0	0.0	0.0	±2.0
125	0.0	0.0	0.0	±1.5
250	0.0	0.0	0.0	±1.5
500	0.0	0.0	0.0	±1.5
1000	0.0	0.0	0.0	±1.0
2000	0.0	0.1	0.0	±2.0
4000	0.0	0.0	0.0	±3.0
8000	0.0	0.0	0.0	±5.0
16000	-0.1	0.0	0.1	±5.0-(-∞)

5. Frequency and time weightings at 1 kHz

5.1 Frequency weightings at 1 kHz

Frequency Weighting	Measured Value (dB)	Deviated Value (dB)	Acceptance Limits (dB)
A - weight	94.0	0.0	-
C - weight	94.0	0.0	± 0.2
Flat	94.0	0.0	± 0.2

5.2 Time weighting at 1 kHz

Frequency Weighting	Measured Value (dB)	Deviated Value (dB)	Acceptance Limits (dB)
Fast	94.0	0.0	-
Slow	94.0	0.0	± 0.1
Leq	94.0	0.0	± 0.1

6. Long - term stability

Frequency Weighting	SLM Display at initial (dB)	SLM Display at final (dB)	Deviated Value (dB)	Acceptance Limits (dB)
A - weight	94.0	94.0	0.0	± 0.3

เอกสารไม่ควบคุม

7. Level linearity on the reference level range

Anticipated Value (dB)	Measured Value (dB)	Deviated Value (dB)	Acceptance Limits (dB)
135.0	135.1	0.1	± 1.1
134.0	134.1	0.1	± 1.1
133.0	133.1	0.1	± 1.1
132.0	132.1	0.1	± 1.1
131.0	131.1	0.1	± 1.1
129.0	129.1	0.1	± 1.1
124.0	124.1	0.1	± 1.1
119.0	119.1	0.1	± 1.1
114.0	114.1	0.1	± 1.1
109.0	109.1	0.1	± 1.1
104.0	104.1	0.1	± 1.1
99.0	99.0	0.0	± 1.1
94.0	94.0	0.0	± 1.1
89.0	89.0	0.0	± 1.1
84.0	84.0	0.0	± 1.1
79.0	79.0	0.0	± 1.1
74.0	74.0	0.0	± 1.1
69.0	69.0	0.0	± 1.1
64.0	64.0	0.0	± 1.1
59.0	59.0	0.0	± 1.1
54.0	54.0	0.0	± 1.1
49.0	49.1	0.1	± 1.1
44.0	44.2	0.2	± 1.1
39.0	39.6	0.6	± 1.1

เอกสารไม่ควบคุม

8. Level linearity including the level range control

Range	Anticipated Value (dB)	Measured Value (dB)	Deviated Value (dB)	Acceptance Limits (dB)
140	94.0	94.0	0.0	±0.5

9. Tone burst response

Time Weighting	Tone burst duration, Tb (ms)	Cycle	Anticipated Value (dB)	Measured Value (dB)	Deviated Value (dB)	Acceptance Limits (dB)
Fast	0.25	1	108.0	107.8	-0.2	1.5 ; -5.0
	2	8	117.0	116.7	-0.3	1.0 ; -2.5
	200	800	134.0	133.9	-0.1	±1.0
Slow	2	8	108.0	107.8	-0.2	1.5 ; -5.0
	200	800	127.6	127.5	-0.1	±1.0
SEL	0.25	1	N/A	N/A	N/A	1.5 ; -5.0
	2	8	N/A	N/A	N/A	1.0 ; -2.5
	200	800	N/A	N/A	N/A	±1.0

10. Peak C sound level

Number of cycle in test signal	Anticipated Value (dB)	Measured Value, Lcpeak (dB)	Deviated Value (dB)	Acceptance Limits (dB)
Continuous	133.0	133.0	0.0	-
One	136.4	135.7	-0.7	±3.0

Number of cycle in test signal	Anticipated Value (dB)	Measured Value (dB)	Deviated Value (dB)	Acceptance Limits (dB)
Continuous	133.0	133.0	0.0	-
Positive half cycle	135.4	135.2	-0.2	±2.0
Negative half cycle	135.4	135.2	-0.2	±2.0

เอกสารไม่ควบคุม

11. Overload indication

Measured value (dB)		Deviated Value (dB)	Acceptance Limits (dB)
Positive one-half cycle	Negative one-half cycle		
89.2	89.4	0.2	±1.5

12. High level stability

Frequency Weighting	SLM Display at initial (dB)	SLM Display at final (dB)	Deviated Value (dB)	Acceptance Limits (dB)
A - weight	137.0	137.0	0.0	±0.3

The reported uncertainty is based on a standard uncertainty multiplied by coverage factor $k = 2$ or any value following calculation,providing a lavel of confidence of approximately 95 %

End of Calibration Certificate

เอกสารไม่ควบคุม

SITHIPORN ASSOCIATES CO.,LTD.
CALIBRATION LABORATORY

451-451/1 Sirinthorn Rd.,Bangbumru, Bangplud Bangkok 10700 THAILAND.
Tel.0-2435-8800 Fax.0-2433-1679 e-mail:cal-center@sithiphorn.com http://www.sithiphorn.com

NSC-TISI-TIS 17025
CALIBRATION 0394

Calibration Certificate

Equipment :	SOUND LEVEL METER
Manufacturer :	RION
Model :	NL-42/ Microphone UC-52 / Preamplifier NH-24
Serial No.:	00321434 / 156124 / 11454
ID No.:	-
Condition As Found :	GOOD
Customer :	UNITED ANALYST AND ENGINEERING CONSULTANT (UAE) 81 SOI UDOMSUK 41, SUKHUMVIT ROAD, BANGCHAK SUB-DISTRICT, PHRAKHANONG DISTRICT, BANGKOK 10260 THAILAND.
Location :	-
Ambient Temperature :	(23.0 ± 3) °C
Pressure :	(101.3 ± 3) kPa
Relative Humidity :	(50.0 ± 20) %
Received Date :	06 JANUARY 2023
Calibration Date :	10 -12 JANUARY 2023
Date of Issue :	16 JANUARY 2023

Calibrated by : Nathakorn Pisutpaisan

Approved by : [redacted]

(Thanakul Petchurai)

This certificate is issued in accordance with the requirements of ISO/IEC 17025 standard, may not be reproduced other than in full, except with the prior written approval of the head of Calibration Laboratory.

เอกสารไม่ควบคุม



เอกสารไม่ควบคุม

Continuation of Calibration Certificate

Calibration Procedure : CP-AC-01

Calibration Method :

This equipment was calibrated by based on IEC-61672-3 (2013) Standard for sound level meter (SLM).
The SLM had tests to Acoustical and Electrical signal tests of frequency weighting with Anechoic chamber and Reference Standard Instruments.
For tests results of each items were made by observation of each Instruments display and also with SLM's display.

Condition of this result of calibration :

1. Reference Standard Instruments :

Instrument	Model	Serial No.	Cert. No.	Due Date
Waveform Generator	33210A	MY48017076	EF-0007-22	04-Feb-23
Waveform Generator	33511B	MY52302742	EF-0008-22	04-Feb-23
Digital Multimeter	33461A	MY53220104	EEL.BP. 04/0265	09-Feb-23
Digital Multimeter	33461A	MY53220076	EEL.BP. 03/0265	09-Feb-23
Digital Multimeter	34461A	MY60024273	EEL.BP. 05/0265	09-Feb-23
Programmable Attenuator	MAT-1070	62100114	EF-0009-22	07-Feb-23
Condenser Microphone	4180	2977900	AA-1013-22	24-Feb-23
Measuring Amplifier	NA-42KAI	34560495	AA-3005-22	22-Feb-23

2. This result of calibration was found accurate as shown on date and place of calibration for this calibrated item only.
3. This certificate is traceable to the international system of unit maintained at :
   - 3.1 National Institute of Metrology (Thailand).
   - 3.2 Thailand Institute of Scientific and Technological Research (TISTR).

เอกสารไม่ควบคุม

Summary of Measurement Result :

Parameter	Pass	Fail	Uncertainty (dB)	Maximum-permitted uncertainty of measurement (dB)
1. Absolute sensitivity	✓	-	0.2	N/A
2. Self-generated noise	✓	-	0.2	N/A
3. Acoustical signal tests of frequency weightings				
125 Hz	✓	-	0.3	0.6
1000 Hz	✓	-	0.3	0.6
8000 Hz	✓	-	0.3	0.7
4. Electrical signal tests of frequency weightings				
For 10 Hz to 4 kHz	✓	-	0.3	0.6
For > 4 kHz to 10 kHz	✓	-	0.3	0.7
For > 10 kHz to 20 kHz	-	-	-	1.0
5. Frequency and time weightings at 1 kHz	✓	-	0.2	0.2
6. Long - term stability	✓	-	0.1	0.1
7. Level linearity on the reference level range	✓	-	0.2	0.3
8. Level linearity including the level range control	✓	-	0.2	0.3
9. Tone burst response	✓	-	0.2	0.3
10. Peak C sound level	✓	-	0.2	0.35
11. Overload indication	✓	-	0.2	0.25
12. High level stability	✓	-	0.1	0.1

เอกสารไม่ควบคุม

[redacted]

Result of calibration :

1. Absolute sensitivity

Reference Acoustic Signal (dB)	Measured Value (dB)	Deviation (dB)	Acceptance Limit (dB)
93.9 (93.95)	93.9	0.0	±0.3

2. Self-generated noise

2.1 Normal test

Measured Value (dB)
15.4

2.2 The microphone of the sound level meter was replaced by electrical signal input device.

Frequency Weighting	Measured value (dB)
A - weight	10.8
C - weight	17.3
Flat	22.9

3. Acoustical signal tests of frequency weightings

Meter free-field acoustic response at a level of 84 dB

Frequency (Hz)	Deviation from various frequency weighting response curve (dB)			
	Flat	C-weight	A-weight	Acceptance Limits
125	0.1	0.2	0.2	± 1.5
1000	0.0	0.0	0.0	± 1.0
8000	0.1	0.2	0.2	±5.0

เอกสารไม่ควบคุม

4. Electrical signal tests of frequency weightings

Weighting network response with relative to 1 kHz.

Frequency (Hz)	Deviation from various frequency weighting response curve (dB)			
	Flat	C-weight	A-weight	Acceptance Limits
63	0.0	0.0	-0.1	±2.0
125	0.0	0.0	0.0	±1.5
250	0.0	0.0	0.0	±1.5
500	0.0	0.1	0.0	±1.5
1000	0.0	0.0	0.0	±1.0
2000	0.0	0.1	0.0	±2.0
4000	0.0	0.1	0.0	±3.0
8000	0.0	0.1	0.1	±5.0

5. Frequency and time weightings at 1 kHz

5.1 Frequency weightings at 1 kHz

Frequency Weighting	Measured Value (dB)	Deviated Value (dB)	Acceptance Limits (dB)
A - weight	94.0	0.0	-
C - weight	94.0	0.0	± 0.2
Flat	94.0	0.0	± 0.2

5.2 Time weighting at 1 kHz

Frequency Weighting	Measured Value (dB)	Deviated Value (dB)	Acceptance Limits (dB)
Fast	94.0	0.0	-
Slow	94.0	0.0	± 0.1
Leq	94.0	0.0	± 0.1

6. Long - term stability

Frequency Weighting	SLM Display at initial (dB)	SLM Display at final (dB)	Deviated Value (dB)	Acceptance Limits (dB)
A - weight	94.0	94.1	0.1	± 0.3

เอกสารไม่ควบคุม

7. Level linearity on the reference level range

Anticipated Value (dB)	Measured Value (dB)	Deviated Value (dB)	Acceptance Limits (dB)
137.0	137.0	0.0	± 1.1
136.0	136.0	0.0	± 1.1
135.0	135.0	0.0	± 1.1
134.0	134.0	0.0	± 1.1
133.0	133.0	0.0	± 1.1
132.0	132.0	0.0	± 1.1
131.0	131.0	0.0	± 1.1
129.0	129.0	0.0	± 1.1
124.0	124.0	0.0	± 1.1
119.0	119.0	0.0	± 1.1
114.0	114.0	0.0	± 1.1
109.0	109.0	0.0	± 1.1
104.0	104.1	0.1	± 1.1
99.0	99.0	0.0	± 1.1
94.0	94.0	0.0	± 1.1
89.0	89.0	0.0	± 1.1
84.0	84.0	0.0	± 1.1
79.0	79.0	0.0	± 1.1
74.0	74.0	0.0	± 1.1
69.0	69.0	0.0	± 1.1
64.0	64.0	0.0	± 1.1
59.0	59.0	0.0	± 1.1
54.0	54.0	0.0	± 1.1
49.0	49.0	0.0	± 1.1
44.0	44.0	0.0	± 1.1
39.0	39.0	0.0	± 1.1
34.0	33.9	-0.1	± 1.1
30.0	29.9	-0.1	± 1.1
29.0	28.9	-0.1	± 1.1
28.0	27.9	-0.1	± 1.1
27.0	26.9	-0.1	± 1.1
26.0	25.8	-0.2	± 1.1
25.0	24.8	-0.2	± 1.1

เอกสารไม่ควบคุม

8. Level linearity including the level range control

Range	Anticipated Value (dB)	Measured Value (dB)	Deviated Value (dB)	Acceptance Limits (dB)
Auto	94.0	94.0	0.0	±1.1

9. Tone burst response

Time Weighting	Tone burst duration, Tb (ms)	Cycle	Anticipated Value (dB)	Measured Value (dB)	Deviated Value (dB)	Acceptance Limits (dB)
Fast	0.25	1	108.0	108.0	0.0	1.5 ; -5.0
	2	8	117.0	117.0	0.0	1.0 ; -2.5
	200	800	134.0	134.1	0.1	±1.0
Slow	2	8	108.0	108.0	0.0	1.5 ; -5.0
	200	800	127.6	127.6	0.0	±1.0
SEL	0.25	1	99.0	98.9	-0.1	1.5 ; -5.0
	2	8	108.0	108.0	0.0	1.0 ; -2.5
	200	800	128.0	128.1	0.1	±1.0

10. Peak C sound level

Number of cycle in test signal	Anticipated Value (dB)	Measured Value, Lcpeak (dB)	Deviated Value (dB)	Acceptance Limits (dB)
Continuous	133.0	133.0	0.0	-
One	136.4	136.3	-0.1	±3.0

Number of cycle in test signal	Anticipated Value (dB)	Measured Value (dB)	Deviated Value (dB)	Acceptance Limits (dB)
Continuous	133.0	133.1	0.1	-
Positive half cycle	135.4	135.2	-0.2	±2.0
Negative half cycle	135.4	135.2	-0.2	±2.0

เอกสารไม่ควบคุม

Cert. No. : ACL23022
Job No. : VC66AC0023
Pages : 8 of 8

11. Overload indication

Measured value (dB)		Deviated Value (dB)	Acceptance Limits (dB)
Positive one-half cycle	Negative one-half cycle		
89.6	89.5	-0.1	±1.5

12. High level stability

Frequency Weighting	SLM Display at initial (dB)	SLM Display at final (dB)	Deviated Value (dB)	Acceptance Limits (dB)
A - weight	137.0	136.9	0.1	±0.3

The reported uncertainty is based on a standard uncertainty multiplied by coverage factor $k = 2$ or any value following calculation,providing a lavel of confidence of approximately 95 %

End of Calibration Certificate

เอกสารไม่ควบคุม

nfi
national food institute
ministry of industry
สุขสาหกรรมพัฒนามูลนิธิเพื่อสถาบันอาหาร
ศูนย์บริการห้องปฏิบัติการสุขสาหกรรมอาหาร
Foundation for Industrial Development National Food Institute
Food Industrial Laboratory Service Center

ilac-MRA

THAILAND
NSC-TISI-TIS 17025
CALIBRATION 0061

Calibration Certificate

Certificate No.: 2203135- 001-01
Client name: UNITED ANALYST AND ENGINEERING CONSULTANT CO.,LTD.
Address: 3 Soi Udomsuk 41, Sukhumvit Road,
Bangchack, Prakhanong, Bangkok 10260

Equipment: pH Meter

Manufacturer: HANNA INSTRUMENTS

Model: HI2020-02

Serial No.: C0051107

ID No.: UAE.WAO.005/2557

Order No.: 2203135

Operation No.: 2203135-001

Date of Receipt: 7 June 2022

Date of Calibration: 8 June 2022

Calibrated by Mr.Manas Somsak
Specialist

Approved by [redacted]
(Mr.Pheraphat Tuanjit)
Manager, Division of Calibration Laboratory
Responsible for the Technical Management Team

Date of Issue: 13 June 2022

The uncertainties are for a confidence probability of approximately 95%.

This Certificate is issued in accordance with the conditions of accreditation granted by the Thai Laboratory Accreditation Scheme which has assessed the measurement capability of the laboratory and its traceability to recognized national standards and to the units of measurement realized at the corresponding national standards laboratory. This certificate may not be reproduced other than in full except with the prior written approval of the National Food Institute.

2008 ซอยอรุณอมรินทร์ 36 ถนนอรุณอมรินทร์ แขวงบางยี่ขัน เขตบางพลัด กรุงเทพมหานคร
2008 Soi 36, Arun Amarin Road, Bang Yi Khan Subdistrict, Bang Phlat District, Bangkok 10700, Thailand
Tel: +66(0) 2422 8688 Fax: +66(0) 2422 8545
nfi.or.th

เอกสารไม่ควบคุม

Calibration Report

Certificate No.: 2203135- 001-01

Equipment: pH Meter — **Resolution:** 0.01 pH ; 0.1 mV

Manufacturer: HANNA INSTRUMENTS — **Model:** HI2020-02

Serial No.: C0051107 — **Type:** Bench top

ID No.: UAE.WAO.005/2557

Date of Calibration: 8 June 2022

Location: Chemical Calibration Laboratory, National Food Institute

Environment Condition: **Ambient Temperature:** (23.5 ± 1.5) °C **Relative Humidity:** (53 ± 5) %

Condition of Equipment: Good Condition

Condition of this Results of Calibration

1.Calibration Method: In house method : W-CC-002 based on direct measurement by using standard voltage calibrator and certified reference material (CRM)

2. Reference Standards / Certified Reference Material

Instruments	Serial / ID No.	Manufacturer	Certificate No.	Due Date
2.1 DC Voltage Calibrator	2709007	Fluke	SCL-21F-0687	24 June 2022
2.2 Digital Thermometer	2709007	Fluke	CC-640599-01	30 October 2022
2.3 Thermo-Hygro Meter	NFI.BTH005/18	PONPE	QR22-0351	18 February 2023
Certified Reference Material	**Lot. No.**	**Manufacturer**	**Ref N**	**Expire Date**
2.4 pH buffer 4.008 (Primary pH buffer Solution)	805203	CPAchem	PH216.L5	21 April 2024
2.5 pH buffer 6.865 (Primary pH buffer Solution)	805204	CPAchem	PH217.L5	21 April 2024
2.6 pH buffer 10.01 (Primary pH buffer Solution)	805205	CPAchem	PH220.L5	21 April 2023
2.7 pH buffer 7.00 (Standard pH buffer Solution)	805206	CPAchem	PH107.L5	21 April 2023

3. This certification is traceable to The International System of Unit (SI Unit)

3.1 Instruments No.2.1	through	NSC-TISI-TIS 17025 Laboratory Accredition of Calibration No.0075
3.2 Instruments No.2.2	through	NSC-TISI-TIS 17025 Laboratory Accredition of Calibration No.0061
3.3 Instruments No.2.3	through	NSC-TISI-TIS 17025 Laboratory Accredition of Calibration No.0292
3.4 Certified Reference Material No. 2.4 to 2.6	traceable to	Primary measurement method- Harned cell using calibrated thermometer, barometer, and nanovoltmeter.The Standard Solution preparation and certified by CPAchem Ltd is accredited to ISO 17034 and ISO/IEC 17025
3.5 Certified Reference Material No.2.7	traceable to	BIM RefN HI-27 LotN 04.06.2021; BIM RefN HI-28 LotN 28.05.2021; BIM RefN HI-27 LotN 04.06.2021; BIM RefN HI-28 LotN 28.05.2021, the Standard Solution preparation and certified by CPAchem Ltd is accredited to ISO 17034 and ISO/IEC 17025

4. This certificate was certified only for the instrument we calibrated.

5. This result of calibration was found accurate as shown on date and place of calibration only.

[redacted]

เอกสารไม่ควบคุม

2008 ซอยอรุณอมรินทร์ 36 ถนนอรุณอมรินทร์ แขวงบางยี่ขัน เขตบางพลัด กรุงเทพมหานคร 10700
2008 Soi 36, Arun Amarin Road, Bang Yi Khan Subdistrict, Bang Phlat District, Bangkok 10700, Thailand
Tel: +66(0) 2422 8688 Fax: +66(0) 2422 8545
nfi.or.th

Calibration Report

Certificate No.: 2203135- 001-01

Equipment: pH Meter — **Resolution:** 0.01 pH ; 0.1 mV

Manufacturer: HANNA INSTRUMENTS — **Model:** HI2020-02

Serial No.: C0051107 — **Type:** Bench top

ID No.: UAE.WAO.005/2557

Date of Calibration: 8 June 2022

Calibration Results:

1. Calibration of pH Meter (Manual Temperature Compensation at 25 °C)

Nominal pH	DC Voltage Standard (mV)	Average Indicator Reading		Uncertainty (±mV)	Coverage Factor (*k*)
		mV	pH		
0	414.117	415.9	0.00	0.063	2.00
2	295.811	297.5	2.00	0.063	2.00
4	177.462	179.1	4.00	0.063	2.00
6	59.159	60.8	6.00	0.063	2.00
7	-0.001	1.6	7.00	0.063	2.00
8	-59.159	-57.5	8.00	0.063	2.00
10	-177.463	-175.8	10.00	0.063	2.00
12	-295.812	-294.2	12.00	0.063	2.00
14	-414.119	-412.5	14.00	0.063	2.00

2. Calibration of pH Meter with Electrode (Manual Temperature Compensation at 25 °C)

Equipment: pH Electrode — **Type:** Combined Electrode

Manufacturer: HANNA INSTRUMENTS — **Model:** HI11310

Serial No.: 078743 — **ID.No.** N/A

Performance of Electrode system (Three-Point Calibration at pH4, pH7 and pH10)

Certified Value @25 °C (pH)	Average Indicator Reading		Relative Slope (%)	Uncertainty (± pH)	Coverage Factor (*k*)
	pH	mV			
4.008	4.01	169.8	96.7	0.0071	2.00
6.865	6.87	6.2	-	0.0075	2.00
10.008	10.01	-174.0	97.0	0.0087	2.00
6.985	6.99	-2.0	-	0.0093	2.00

[redacted]

เอกสารไม่ควบคุม

2008 ซอยอรุณอมรินทร์ 36 ถนนอรุณอมรินทร์ แขวงบางยี่ขัน เขตบางพลัด กรุงเทพมหานคร 10700
2008 Soi 36, Arun Amarin Road, Bang Yi Khan Subdistrict, Bang Phlat District, Bangkok 10700, Thailand
Tel: +66(0) 2422 8688 Fax: +66(0) 2422 8545
nfi.or.th

nfi
national food institute
ministry of industry
สุขสาหกรรมพัฒนามูลนิธิเพื่อสถาบันอาหาร
ศูนย์บริการห้องปฏิบัติการอุตสาหกรรมอาหาร
Foundation for Industrial Development National Food Institute
Food Industrial Laboratory Service Center

ilac-MRA

NSC-TISI-TIS 17025
CALIBRATION 0061

Calibration Report

Certificate No.: 2203135-001-01

Equipment: Digital Thermometer with RTD (pH Meter)

Resolution: 0.1 °C Model: HI2020-02

Serial No.: C0051107 ID No.: UAE.WAO.005/2557

Manufacturer: HANNA INSTRUMENTS

Date of Calibration: 8 June 2022

Location: Chemical Calibration Laboratory, National Food Institute

Environment Condition: Ambient Temperature (23.5 ± 1.0) °C

Relative Humidity (53 ± 3) %

Condition of this results of Calibration:

1. Calibration Method :
   - In house method: W-TE-025 by comparison with standard thermometer.
   - The Calibration is determined by comparing with a known temperature from a standard resistance thermometer.
   - The temperature scale in use at this laboratory is the International Temperature scale of 1990 (ITS-90).

2. Reference Standard Instrument :

Instrument	Model	Serial No.	Certificate No.	Due Date	Through
HANDHELD THERMOMETER	1523	2118154	PSL-T 0851/64	24-Jun-22	TISTR
Platinum Resistance Thermometer (PRT)	5627A	877332			

Support Equipment : - Low Temperature Bath (ISOCAL-6), Model: Europa-6 Plus Basic, S/N: 341592/2

3. This certificate is traceable to International System of Units (SI Units).

4. This certificate was certified only for the instrument we calibrated.

5. This result of calibration was found accurate as shown on date and place of calibration only.

6. Condition of Calibrated item : Good

7. Result of Calibration : [X] Without adjustment [ ] After adjustment

[redacted]

เอกสารไม่ควบคุม

2008 ซอยอรุณอมรินทร์ 36 ถนนอรุณอมรินทร์ แขวงบางยี่ขัน เขตบางพลัด กรุงเทพมหานคร 10700
2008 Soi 36, Arun Amarin Road, Bang Yi Khan Subdistrict, Bang Phlat District, Bangkok 10700, Thailand
Tel: +66(0) 2422 8688 Fax: +66(0) 2422 8545
nfi.or.th

Calibration Report

Certificate No.: 2203135-001-01

Equipment: Digital Thermometer with RTD (pH Meter)

Resolution: 0.1 °C Model: HI2020-02

Serial No.: C0051107 ID No.: UAE.WAO.005/2557

Manufacturer: HANNA INSTRUMENTS

Date of Calibration: 8 June 2022

Calibration point: 15.0, 20.0 and 25.0 °C

Calibration result:

- The probe was immersed in liquid bath or dry bath to a minimum depth of 120 mm.
- Description of probe, model : HI11310 S/N : 78743

Dimension of probe : Diameter 12 mm., Length 120 mm.,

Sheath material : Glass

UUC* Reading (°C)	Standard Temperature (°C)	Correction Value (°C)	Uncertainty ± (°C)
15.1	15.001	-0.1	0.099
20.1	20.002	-0.1	0.099
25.2	25.002	-0.2	0.099

Note - UUC* : Unit Under Calibration

The report uncertainty of measurement was based on standard uncertainty multiplied by coverage factor $k = 2$, providing a le[redacted] approximately 95 %.

--------- End ---------

เอกสารไม่ควบคุม

2008 ซอยอรุณอมรินทร์ 36 ถนนอรุณอมรินทร์ แขวงบางยี่ขัน เขตบางพลัด กรุงเทพมหานคร [illegible]
2008 Soi 36, Arun Amarin Road, Bang Yi Khan Subdistrict, Bang Phlat District, Bangkok 10700, Thailand
Tel: +66(0) 2422 8688 Fax: +66(0) 2422 8545
nfi.or.th

nfi
national food institute
ministry of industry
อุตสาหกรรมพัฒนามูลนิธิเพื่อสถาบันอาหาร
ศูนย์บริการห้องปฏิบัติการอุตสาหกรรมอาหาร
Foundation for Industrial Development National Food Institute
Food Industrial Laboratory Service Center

ilac-MRA

THAILAND
NSC-TISI-TIS 17025
CALIBRATION 0061

Calibration Certificate

Certificate No.: 2301846-001-01
Client name: UNITED ANALYST AND ENGINEERING CONSULTANT CO.,LTD.
Address: 3 Soi Udomsuk 41, Sukhumvit Road,
Bangchack, Prakhanong, Bangkok 10260

Equipment: pH Meter

Manufacturer: Mettler Toledo

Model: SevenEasy TM S20 pH

Serial No.: 1231155210

ID No.: UAE.WAT.010/2553

Order No.: 2301846

Operation No.: 2301846-001

Date of Receipt: 17 February 2023

Date of Calibration: 24 February 2023

Calibrated by Mr.Worapob Sooktong
Scientist

Approved b [redacted]
Specialist, Division of Calibration Laboratory
Responsible for the Technical Management Team

Date of Issue: 24 February 2023

The uncertainties are for a confidence probability of approximately 95%.

This Certificate is issued in accordance with the conditions of accreditation granted by the Thai Laboratory Accreditation Scheme which has assessed the measurement capability of the laboratory and its traceability to recognized national standards and to the units of measurement realized at the corresponding national standards laboratory. This certificate may not be reproduced other than in full except with the prior written approval of the National Food Institute.

2008 ซอยอรุณอมรินทร์ 36 ถนนอรุณอมรินทร์ แขวงบางยี่ขัน เขตบางพลัด กรุงเทพมหานคร
2008 Soi 36, Arun Amarin Road, Bang Yi Khan Subdistrict, Bang Phlat District, Bangkok 10700, Thailand
Tel: +66(0) 2422 8688 Fax: +66(0) 2422 8545
nfi.or.th

เอกสารไม่ควบคุม

สถาบันอาหาร
national food institute
ministry of industry
มูลนิธิเพื่อสถาบันอาหาร
ศูนย์บริการห้องปฏิบัติการอุตสาหกรรมอาหาร
Foundation for Industrial Development National Food Institute
Food Industrial Laboratory Service Center

ilac-MRA

THAILAND
NSC-TISI-TIS 17025
CALIBRATION 0061

Calibration Report

Certificate No.: 2301846-001-01

Equipment: pH Meter — **Resolution:** 0.01 pH ; 1 mV

Manufacturer: Mettler Toledo — **Model:** SevenEasy TM S20 pH

Serial No.: 1231155210 — **Type:** Bench top

ID No.: UAE.WAT.010/2553

Date of Calibration: 24 February 2023

Location: Chemical Calibration Laboratory, National Food Institute

Environment Condition: **Ambient Temperature:** (25.1 ± 1.5) °C **Relative Humidity:** (50 ± 5) %

Condition of Equipment: Good Condition

Condition of this Results of Calibration

1.Calibration Method: In house method : W-CC-002 based on direct measurement by using standard voltage calibrator and certified reference material (CRM)

2. Reference Standards / Certified Reference Material

Instruments	Serial / ID No.	Manufacturer	Certificate No.	Due Date
2.1 DC Voltage Calibrator	2709007	Fluke	22E1959	17 June 2023
2.2 Digital Thermometer	2709007	Fluke	CC 650577-01	30 October 2023
2.3 Thermo-Hygro Meter	NFI.BTH 007/18	PONPE 490	QR22-0886	26 April 2023
Certified Reference Material	**Lot. No.**	**Manufacturer**	**Ref N**	**Expire Date**
2.4 pH buffer 4.008 (Primary pH buffer Solution)	832606	CPAchem	PH216.L5	8 August 2024
2.5 pH buffer 6.865 (Primary pH buffer Solution)	832607	CPAchem	PH217.L5	8 August 2024
2.6 pH buffer 10.01 (Primary pH buffer Solution)	832609	CPAchem	PH220.L5	8 August 2023
2.7 pH buffer 7.00 (Standard pH buffer Solution)	832610	CPAchem	PH107.L5	8 August 2023

3. This certification is traceable to The International System of Unit (SI Unit)

3.1 Instruments No.2.1	through	NSC-TISI-TIS 17025 Laboratory Accredition of Calibration No.0008
3.2 Instruments No.2.2	through	NSC-TISI-TIS 17025 Laboratory Accredition of Calibration No.0061
3.3 Instruments No.2.3	through	NSC-TISI-TIS 17025 Laboratory Accredition of Calibration No.0292
3.4 Certified Reference Material No. 2.4 to 2.6	traceable to	Primary measurement method- Harned cell using calibrated thermometer, barometer, and nanovoltmeter.The Standard Solution preparation and certified by CPAchem Ltd is accredited to ISO 17034 and ISO/IEC 17025
3.5 Certified Reference Material No.2.7	traceable to	BIM RefN HI-27 LotN 04.06.2021; BIM RefN HI-28 LotN 28.05.2021; BIM RefN HI-27 LotN 04.06.2021; BIM RefN HI-28 LotN 28.05.2021, the Standard Solution preparation and certified by CPAchem Ltd is accredited to ISO 17034 and ISO/IEC 17025

4. This certificate was certified only for the instrument we calibrated.

5. This result of calibration was found accurate as shown on date and place of calibration only.

[redacted]

2008 ซอยอรุณอมรินทร์ 36 ถนนอรุณอมรินทร์ แขวงบางยี่ขัน เขตบางพลัด กรุงเทพมหานคร
2008 Soi 36, Arun Amarin Road, Bang Yi Khan Subdistrict, Bang Phlat District, Bangkok 10700, Thailand
Tel: +66(0) 2422 8688 Fax: +66(0) 2422 8545
nfi.or.th

เอกสารไม่ควบคุม

Calibration Report

Certificate No.: 2301846-001-01

Equipment: pH Meter **Resolution:** 0.01 pH ; 1 mV

Manufacturer: Mettler Toledo **Model:** SevenEasy TM S20 pH

Serial No.: 1231155210 **Type:** Bench top

ID No.: UAE.WAT.010/2553

Date of Calibration: 24 February 2023

Calibration Results:

1. Calibration of pH Meter (Manual Temperature Compensation at 25 °C)

Nominal pH	DC Voltage Standard (mV)	Average Indicator Reading		Uncertainty (±mV)	Coverage Factor (*k*)
		mV	pH		
0	414.120	414	0.00	0.58	2.00
2	295.814	296	2.00	0.58	2.00
4	177.464	178	4.00	0.58	2.00
6	59.160	59	6.00	0.58	2.00
7	0.000	0	7.00	0.58	2.00
8	-59.158	-59	8.00	0.58	2.00
10	-177.460	-177	10.00	0.58	2.00
12	-295.811	-296	12.00	0.58	2.00
14	-414.117	-414	14.00	0.58	2.00

2. Calibration of pH Meter with Electrode (Manual Temperature Compensation at 25 °C)

Equipment: pH Electrode **Type:** Combined Electrode

Manufacturer: Mettler Toledo **Model:** InLab Solids

Serial No.: 9018311 **ID.No.** N/A

Performance of Electrode system (Three-Point Calibration at pH 4, pH 7 and pH 10)

Certified Value @25 °C (pH)	Average Indicator Reading		Relative Slope (%)	Uncertainty (± pH)	Coverage Factor (*k*)
	pH	mV			
4.008	4.01	186	-	0.0071	2.00
6.865	6.90	19	97.68	0.0075	2.00
10.008	10.01	-160	97.29	0.0095	2.00
6.985	6.99	15	-	0.0092	2.00

[redacted]

2008 ซอยอรุณอมรินทร์ 36 ถนนอรุณอมรินทร์ แขวงบางยี่ขัน เขตบางพลัด กรุงเทพมหานคร
2008 Soi 36, Arun Amarin Road, Bang Yi Khan Subdistrict, Bang Phlat District, Bangkok 10700, Thailand
Tel: +66(0) 2422 8688 Fax: +66(0) 2422 8545
nfi.or.th

เอกสารไม่ควบคุม

nfi
national food institute
ministry of industry
อุตสาหกรรมพัฒนามูลนิธิเพื่อสถาบันอาหาร
ศูนย์บริการห้องปฏิบัติการอุตสาหกรรมอาหาร
Foundation for Industrial Development National Food Institute
Food Industrial Laboratory Service Center

ilac-MRA

THAILAND
NSC-TISI-TIS 17025
CALIBRATION 0061

Calibration Report

Certificate No.: 2301846-001-01

Equipment: Digital Thermometer with RTD

Resolution: 0.1 °C Model: SevenEasy TM S20 pH

Serial No.: 1231155210 ID No.: UAE.WAT.010/2553

Manufacturer: Mettler Toledo

Date of Calibration: 24 February 2023

Location: Chemical Calibration Laboratory, National Food Institute

Environment Condition: Ambient Temperature 25 °C ± 1 °C

Relative Humidity 48 % ± 3 %

Condition of this results of Calibration:

1. Calibration Method : - In house method: W-TE-025 by comparison with standard thermometer.
   - The Calibration is determined by comparing with a known temperature from a standard resistance thermometer.
   - The temperature scale in use at this laboratory is the International Temperature scale of 1990 (ITS-90).

2. Reference Standard Instrument :

Instrument	Model	Serial No.	Certificate No.	Due Date	Through
HANDHELD THERMOMETER	1523	2118154	PSL-T 0673/65	07-Jun-23	TISTR
Platinum Resistance Thermometer (PRT)	5627A	877332			

Support Equipment : - Low Temperature Bath (Micro Bath), Model: 7103, S/N: A39538,AN65 A85181.

3. This certificate is traceable to International System of Units (SI Units).
4. This certificate was certified only for the instrument we calibrated.
5. This result of calibration was found accurate as shown on date and place of calibration only.
6. Condition of Calibrated item : Good
7. Result of Calibration : [X] Without adjustment [ ] After adjustment

[redacted]

2008 ซอยอรุณอมรินทร์ 36 ถนนอรุณอมรินทร์ แขวงบางยี่ขัน เขตบางพลัด กรุงเทพมหานคร
2008 Soi 36, Arun Amarin Road, Bang Yi Khan Subdistrict, Bang Phlat District, Bangkok 10700, Thailand
Tel: +66(0) 2422 8688 Fax: +66(0) 2422 8545
nfi.or.th

เอกสารไม่ควบคุม

สถาบันอาหาร
ศูนย์บริการห้องปฏิบัติการอุตสาหกรรมอาหาร
Foundation for Industrial Development National Food Institute
Food Industrial Laboratory Service Center

NSC-TISI-TIS 17025
CALIBRATION 0061

Calibration Report

Certificate No.: 2301846-001-01

Equipment: Digital Thermometer with RTD

Resolution: 0.1 °C Model: SevenEasy TM S20 pH

Serial No.: 1231155210 ID No.: UAE.WAT.010/2553

Manufacturer: Mettler Toledo

Date of Calibration: 24 February 2023

Calibration point: 15.0, 25.0 and 35.0 °C

Calibration result:

- The probe was immersed in liquid bath or dry bath to a minimum depth of 120 mm.
- Description of probe, model : - S/N : -

Dimension of probe : Diameter 9 mm., Length 120 mm.,

Sheath material : Stainless Steel

UUC* Reading (°C)	Standard Temperature (°C)	Correction Value (°C)	Uncertainty ± (°C)
15.1	15.015	- 0.1	0.11
25.0	25.014	0.0	0.11
35.1	35.016	- 0.1	0.11

Note

- UUC* : Unit Under Calibration

The report uncertainty of measurement was based on standard uncertainty multiplied by coverage factor k= 2 providing a level of confidence of approximately 95 %.

--------- End ---------

[redacted]

2008 ซอยอรุณอมรินทร์ 36 ถนนอรุณอมรินทร์ แขวงบางยี่ขัน เขตบางพลัด กรุงเทพมหานคร
2008 Soi 36, Arun Amarin Road, Bang Yi Khan Subdistrict, Bang Phlat District, Bangkok 10700, Thailand
Tel: +66(0) 2422 8688 Fax: +66(0) 2422 8545
nfi.or.th

เอกสารไม่ควบคุม

DKSH

NSC-TISI-TIS 17025
Calibration 0087

Certificate of Calibration

Equipment:	CONDUCTIVITY METER	Certificate No.:	C24230059
Model:	Lab 955	Issued Date:	16 March 2023
Serial No. (or ID.):	16300356	Job No.:	KSPR2304472
Manufacturer:	SI Analytics	Page:	1 of 2
Electrode Serial No.	16070067	Model : LF413T	Brand : SI Analytics
Condition:	In Condition		

Customer: United Analyst and Engineering Consultant Company Limited
3 Soi Udomsuk 41 Sukhumvit Road,
Bangckak, Prakanong, Bangkok 10260 Thailand

Environment Condition:

Temperature	23	°C	±	2	°C
Humidity	50	%RH	±	15	%RH

Calibration Place: Environment Laboratory, DKSH Technology Limited.
2533 Sukhumvit Road, Bangchak,
Phrakhanong, Bangkok 10260 Thailand

Calibration By: Mr.Atachai Ngamchanat

Calibration Date: 16 March 2023

The Method used: In house method, CAL-WI-49, base on ASTM D 1125-14 and D 5391-14

Traceability: This certificate is traceable to the SI Units maintained by CRM of NIST(SRM) through CPA chem Co., Ltd. (ISO/IEC 17034) Certificate No. 838312, 838313, 838316

[redacted]

(Mr. Atachai Ngamchanat)
Person in charge

[redacted]

Authorized signatory

This certificate is issued the units of measurement according to the International System of Units (SI). It provides traceability of measurement to international or national standard or other recognized national standard laboratories.

The measurement uncertainty stated is the expanded uncertainty which is obtained from the standard uncertainty multiplied by the coverage factor (k=2) to provide a level of confidence of approximately 95%. It is determined in accordance with the Guide to Expression of Uncertainty in Measurement (GUM).

These results may be affected by deviations from specified conditions. The results relate only to the items tested, calibrated or sampled. The report shall not be reproduced except in full without approval of DKSH Technology Limited.

บริษัท ดีเคเอสเอช เทคโนโลยี จำกัด
DKSH Technology Limited
2533 ถนนสุขุมวิท แขวงบางจาก เขตพระโขนง กรุงเทพมหานคร 10260
2533 Sukhumvit Road, Bangchak, Phrakhanong, Bangkok 10260
Phone: +66 2639 7000 Email: info.calibration@dksh.com Website: www.dksh.com/scientific-thailand

เอกสารไม่ควบคุม

Calibration Results:

Before Adjustment

Standard Conductivity Solution		Unit Under Calibration Reading		Correction		Coverage Factor (k)	Uncertainty (±)	
25.000	µS/cm	24.5	µS/cm	0.500	µS/cm	2.00	0.21	µS/cm
1413.0	µS/cm	1403	µS/cm	10.0	µS/cm	2.00	9.0	µS/cm
111.3	mS/cm	108.5	mS/cm	2.80	mS/cm	2.00	0.67	mS/cm

After Adjustment ; at 1413 µS/cm

Standard Conductivity Solution		Unit Under Calibration Reading		Correction		Coverage Factor (k)	Uncertainty (±)	
25.000	µS/cm	24.8	µS/cm	0.200	µS/cm	2.00	0.21	µS/cm
1413.0	µS/cm	1413	µS/cm	0.0	µS/cm	2.00	9.0	µS/cm
111.3	mS/cm	108.8	mS/cm	2.50	mS/cm	2.00	0.67	mS/cm

The End of Certificate

บริษัท ดีเคเอสเอช เทคโนโลยี จำกัด
DKSH Technology Limited
2533 ถนนสุขุมวิท แขวงบางจาก เขตพระโขนง กรุงเทพมหานคร 10260
2533 Sukhumvit Road, Bangchak, Phrakhanong, Bangkok 10260
Phone: +66 2639 7000 Email: info.calibration@dksh.com Website: www.dksh.com/scientific-thailand

Delivering Growth – in Asia and Beyond.

เอกสารไม่ควบคุม

ใบตรวจสอบสภาพเครื่องวัดสิ่งแวดล้อม

เลขที่ใบงาน: KSPR2304472

ชนิดเครื่องมือ: CONDUCTIVITY METER รุ่น: Lab 955 หมายเลขเครื่อง: 16300356

ตรวจสอบ (รับ) 16 Mar 2023		รายการตรวจเช็ค	ตรวจสอบ (ส่ง) 16 Mar 2023		หมายเหตุ
ปกติ	ไม่ปกติ		ปกติ	ไม่ปกติ	
		General			
☑	☐	1. ความสมบูรณ์เครื่อง	☑	☐	
☑	☐	2. ความสะอาด (ช่องใส่ตัวอย่าง, ภายใน-นอกเครื่อง)	☑	☐	
☑	☐	3. สวิทช์ ปิด – เปิด เครื่อง (On-Off Swicth)	☑	☐	
☑	☐	4. ปุ่มกด (Keypad)	☑	☐	
☑	☐	5. หน้าจอ (Display, Screen Contrast)	☑	☐	
		Spectrophotometer			
☐	☐	6. แรงดันไฟฟ้า (Battery Backup) >= 2.5 VDC	☐	☐	
☐	☐	7. ตัวหมุนเลือกความยาวคลื่น (Wavelength Control)	☐	☐	
☐	☐	8. ความยาวคลื่น (Wavelength Check)	☐	☐	
☐	☐	9. แหล่งกำเนิดแสง (UV < 3,000 hour)	☐	☐	
☐	☐	10. แหล่งกำเนิดแสง (Visible < 5,000 hour)	☐	☐	
☐	☐	11. ช่องวัดหลายตัวอย่าง (Carousel Module)	☐	☐	
		pH Meter and Conductivity Meter			
☑	☐	12. อิเล็คโทรด (Electrode and Connection Cable)	☑	☐	
☐	☐	13. ระดับสารละลายใน Electrode (Level KCl)	☐	☐	
☐	☐	14. ฝาปิดกันปลาย Electrode (Dust Protection Hood)	☐	☐	
☐	☐	15. ขาจับอิเล็คโทรด (Stand)	☐	☐	
		Turbidimeter			
☐	☐	16. ค่าความขุ่นที่ต่ำสุด (No Sample)	☐	☐	
☐	☐	17. ระดับการส่องสว่างของแสง (>= 2.5 ไม่เกิน 3.0)	☐	☐	
		Automatic titrator			
☐	☐	18. สภาพ Piston Burettes	☐	☐	
☐	☐	19. Function Rinsing and Dosing	☐	☐	
☐	☐	20. ระบบท่อสายยางและอุปกรณ์ประกอบ	☐	☐	

ข้อแนะนำ : Electrode วัดอุณหภูมิได้ 25.1°C โดย Control Waterbath ที่ 25.0 ±0.1°C

Mr.Atachai Ngamchanat

Service Engineer

บริษัท ดีเคเอสเอช เทคโนโลยี จำกัด
DKSH Technology Limited
2533 ถนนสุขุมวิท แขวงบางจาก เขตพระโขนง กรุงเทพมหานคร 10260
2533 Sukhumvit Road, Bangchak, Phrakhanong, Bangkok 10260
Phone: +66 2639 7000 Email: info.calibration@dksh.com Website: www.dksh.com/scientific-thailand

Delivering Growth – in Asia and Beyond.

เอกสารไม่ควบคุม

TECHNOLOGY PROMOTION ASSOCIATION (THAILAND-JAPAN)
CORPORATE SERVICES 3: EQUIPMENT CALIBRATION AND TESTING SERVICES
534/4 PATTANAKARN ROAD SOI 18, SUANLUANG, SUANLUANG BANGKOK 10250
TEL. 0-2717-3000-29 FAX. 0-2719-9484

NSC-TISI-TIS17025
CALIBRATION 0008

Certificate of Calibration

Equipment :	Electronic Balance
Manufacturer :	Mettler Toledo
Model :	XSR205
Serial No. :	C009071872
ID No. :	UAE.WAO.012/2563
Submitted by :	United Analyst and Engineering Consulant Co.,Ltd. 3 Soi Udomsuk 41, Sukhumvit Road, Bangchak, Phakhanong, Bangkok 10260
Location :	Balance Room
Received order :	26 April 2023
Calibration Date :	26 April 2023
Ambient Temperature :	15 °C to 40 °C
Relative Humidity :	30 % to 90 %
Calibrated by :	Man Pattanapongpaiboon
Approved by :	[redacted] Approved Signatory

( ) Pornthippa Tameyakul
( ) Malee Butkruea
(✓) Suwit Imjai

Issue Date : 2 May 2023

The Uncertainties are for a confidence probability of approximately 95%

This certificate may not be reproduced other than in full, except with the prior written
Approval of the head of Corporate Services 3 : Equipment Calibration and Testing Services.

เอกสารไม่ควบคุม

Equipment : Electronic Balance
Condition As-Received : Used Item
Reference : 2304-0459OC-1

Procedure used :-

Calibration were conducted using in-house calibration procedure CP-OB01 according to direct measurement method against standard weight.

Condition of this result of calibration

1. Reference standard instruments:-

Instruments	Model	Serial No.	ID No.	Test report No.	Due date
1) Standard Weight Set (E2)	15884	24053	70RC007	MM-0010-22	20 Jan 2024

2. This certificate is valid only to the item calibrated on date and place of calibration.
3. This result of calibration was made on requested at the point specified by customer.
4. This certificate is not certified for any commercial transaction.
5. This certification is traceable to the International System of Unit.

Result of calibration ( ) Without Adjustment (*) After Adjustment by Internal Calibration

Range capacity : 0 g to 81 g **Resolution** 0.00001 g
81 g to 220 g **Resolution** 0.0001 g

Before Adjustment :

Applied Weight (g)	Balance Reading (g)	Correction (g)	Measurement Uncertainty (± mg)	Coverage Factor (k)
80	80.00005	-0.00005	0.15	2.00
200	199.9999	+0.0001	0.29	2.00

After Adjustment :

1. **Determination of the standard deviation of weighing machine** (n = 10)

Applied Weight (g)	Standard Deviation of Reading (g)
80	0.000007
200	0.00000

เอกสารไม่[redacted]

Equipment : Electronic Balance
Condition As-Received : Used Item
Reference : 2304-0459OC-1

Cert.No.: 23MM112
Page: 3 of 3

Result of calibration

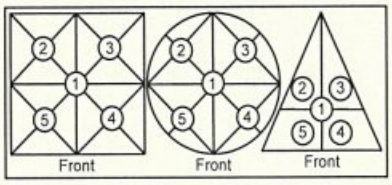

2. Effect of off center loading

A mass of 100 g was placed to various position on the pan.
The weighing machine reading error obtained is given in the table

Position 1 (g)	Position 2 (g)	Position 3 (g)	Position 4 (g)	Position 5 (g)	Maximum difference between off-center and central loading (g)
-0.0001	-0.0001	0.0000	-0.0001	-0.0001	0.0001

3. Departure from nominal value

Applied Weight (g)	Balance Reading (g)	Correction (g)	Measurement Uncertainty (± mg)	Coverage Factor (*k*)
Unload	0.00000	0.00000	0.014	2.13
0.05	0.05001	-0.00001	0.015	2.09
0.1	0.10001	-0.00001	0.015	2.09
1	1.00001	-0.00001	0.018	2.04
5	5.00003	-0.00003	0.026	2.00
20	20.00006	-0.00006	0.045	2.00
50	50.00006	-0.00006	0.080	2.00
80	80.00004	-0.00004	0.15	2.00
100	100.0000	0.0000	0.16	2.00
150	150.0000	0.0000	0.29	2.00
200	200.0000	0.0000	0.29	2.00

The reported uncertainty of measurement was based on a standard uncertainty multiplied by a coverage factor ***k*** , providing a level of confidence of approximately 95 %.

-o0o-

เอกสารไม่ค[redacted]

TECHNOLOGY PROMOTION ASSOCIATION (THAILAND-JAPAN)
CORPORATE SERVICES 3: EQUIPMENT CALIBRATION AND TESTING SERVICES
534/4 PATTANAKARN ROAD SOI 18, SUANLUANG, SUANLUANG BANGKOK 10250
TEL. 0-2717-3000-27 FAX. 0-2719-9484

NSC-TISI-TIS17025
CALIBRATION 0008

Certificate of Calibration

Equipment :	Hot Air Oven
Manufacturer :	Memmert
Model :	UF 55
Serial No. :	B216.1666
ID No. :	UAE.WAO.027/2559
Submitted by :	United Analyst and Engineering Consultant Co.,Ltd. 3 Soi Udomsuk 41, Sukhumvit Road, Bangchak, Phrakhanong, Bangkok 10260
Location :	Lab Floor 2
Received Order :	19 October 2022
Calibration Date :	19 October 2022
Ambient Temperature :	(26 ± 10) °C
Relative Humidity :	(50 ± 30) %
Calibrated by :	Preecha Hlahib
Approved by :	[redacted]

Approved Signatory

( ) Pornthippa Tameyakul
( ) Malee Butkruea
(✓) Suwit Imjai

Issue Date : 31 October 2022

The Uncertainties are for a confidence probability of approximately 95%

This certificate may not be reproduced other than in full, except with the prior written
Approval of the head of Corporate Services 3 : Equipment Calibration and Testing Services.

เอกสารไม่ควบคุม

A 0046800

Equipment : Hot Air Oven
Condition As-Received : Used Item
Reference : 2210-0575OC-1

Cert. No.: 22TM1490

Procedure Used :-

Calibration were conducted using calibration procedure CP-OT02 according to direct measurement method with Data Acquisition which connected with Resistance Temperature Detector (RTD) and Thermocouple Type T.

The temperature scale used was based on ITS-90.

Condition of this result of calibration

1. Reference standard instrument:-

Instrument	Model	Serial No.	Cert. No.	Due Date
1) Data Acquisition	34970A	MY41021843	22LM4	10 Jan 2023

2. This certificate is valid only to the item calibrated on date and place of calibration.
3. This certification is traceable to the International System of Unit.

Result of Calibration :- (*) Without Adjustment
Function of UUC* : Temperature Source
Fresh air setting : Close

Environment during calibration		
	Beginning	Finished
Temp. (°C)	29	30
REL.Humid. (%)	47	40
AC Supply (Volt)	221	220

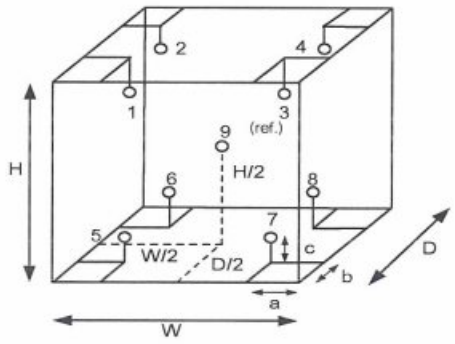

Probe Installation Details :

a =	5.0	cm
b =	5.0	cm
c =	5.0	cm

Dimension of Chamber :

D =	0.33	m
W =	0.40	m
H =	0.40	m
Capacity =	0.053	m^3

Position :	Ref. Std. ID No.: @ Calibration Point (104) °C	(140,180) °C
1	18-04RTD-01	21-04TC-01
2	18-04RTD-02	21-04TC-02
3	18-04RTD-03	21-04TC-03
4	18-04RTD-04	21-04TC-04
5	18-04RTD-05	21-04TC-05
6	18-04RTD-06	21-04TC-06
7	18-04RTD-07	21-04TC-07
8	18-04RTD-08	21-04TC-08
9 (ref.)	18-04RTD-09	21-04TC-09

เอกสารไม่ควบ [redacted]

Equipment : Hot Air Oven
Condition As-Received : Used Item
Reference : 2210-0575OC-1
Result of Calibration :- (*) Without Adjustment
Function of UUC* : Temperature Source
Fresh air setting : Close

Cert. No.: 22TM1490

Calibration Point (°C)	UUC* Setting (°C)	UUC* Reading (°C)	Temperature stability (± °C)	Temperature uniformity (°C)	Overall Variation (°C)	Uncertainty (±°C)	Coverage Factor *k*
104.0	104.0	104.0	0.061	1.3	1.7	0.42	2
140.0	140.0	140.0	0.14	2.3	2.4	1.1	2
180.0	180.0	180.0	0.21	3.5	3.6	1.3	2

Calibration Point (°C)	Measured Temperature (°C) Position								
	1	2	3	4	5	6	7	8	9 (ref.)
104.0	103.076	103.876	103.777	104.124	104.667	104.426	104.012	103.928	104.370
140.0	138.199	139.189	138.808	139.550	140.266	139.622	139.293	139.385	140.369
180.0	177.930	179.267	178.643	179.753	181.011	180.093	179.496	179.743	181.278

Average* : The average of 30 values in each position.
Temperature stability : One-half of the greatest maximum difference of measured temperature at any one sensor
Temperature uniformity : The maximum difference of measured temperatures at any sensors and the measured temperature at the reference location which are observed at the same time or at as close an observation time as possible to determine the temperature pattern or homogeneity within the chamber under steady-state conditions.
Overall Variation : The Difference of the maximum and minimum measured temperatures throughout observation
UUC* : Unit Under Calibration
Note : The reported uncertainty of measurement was included stability and excluded uniformity .

The reported uncertainty of measurement was based on a standard uncertainty multiplied by a coverage factor ***k***, providing a level of confidence of approximately 95 %.

-o0o-

เอกสารไม่ควร[redacted]

TECHNOLOGY PROMOTION ASSOCIATION (THAILAND-JAPAN)
CORPORATE SERVICES 3: EQUIPMENT CALIBRATION AND TESTING SERVICES
534/4 PATTANAKARN ROAD SOI 18, SUANLUANG, SUANLUANG BANGKOK 10250
TEL. 0-2717-3000-29 FAX. 0-2719-9484

NSC-TISI-TIS17025
CALIBRATION 0008

Certificate of Calibration

Equipment :	Hot Air Oven
Manufacturer :	Memmert
Model :	UF 55
Serial No. :	B212.0411
ID No. :	UAE.WAO.005/2556
Submitted by :	United Analyst and Engineering Consultant Co.,Ltd. 3 Soi Udomsuk 41, Sukhumvit Road, Bangchak, Phrakhanong, Bangkok 10260
Location :	Lab Floor 2
Received Order :	11 April 2023
Calibration Date :	11 - 12 April 2023
Ambient Temperature :	(26 ± 10) °C
Relative Humidity :	(50 ± 30) %
Calibrated by :	Krisda Malee
Approved by :	[redacted] Approved Signatory

(/) Pornthippa Tameyakul
(✓) Malee Butkruea
( ) Suwit Imjai

Issue Date : 24 April 2023

The Uncertainties are for a confidence probability of approximately 95%

This certificate may not be reproduced other than in full, except with the prior written
Approval of the head of Corporate Services 3 : Equipment Calibration and Testing Services.

เอกสารไม่ควบคุม

A 0053359

Equipment : Hot Air Oven

Condition As-Received : Used Item

Reference : 2304-0156OC-1

Procedure Used :-

Calibration were conducted using calibration procedure CP-OT02 according to direct measurement method with Data Acquisition which connected with Resistance Temperature Detector (RTD) and Thermocouple Type T.

The temperature scale used was based on ITS-90.

Condition of this result of calibration

1. Reference standard instrument:-

Instrument	Model	Serial No.	Cert. No.	Due Date
1) Data Acquisition	34972A	MY59003411	22LM165	26 Nov 2023

2. This certificate is valid only to the item calibrated on date and place of calibration.
3. This certification is traceable to the International System of Unit.

Result of Calibration :- (*) Without Adjustment

Function of UUC* : Temperature Source

Fresh air setting : Close

Environment during calibration		
	Beginning	Finished
Temp. (°C)	27	28
REL.Humid. (%)	45	44
AC Supply (Volt)	221	220

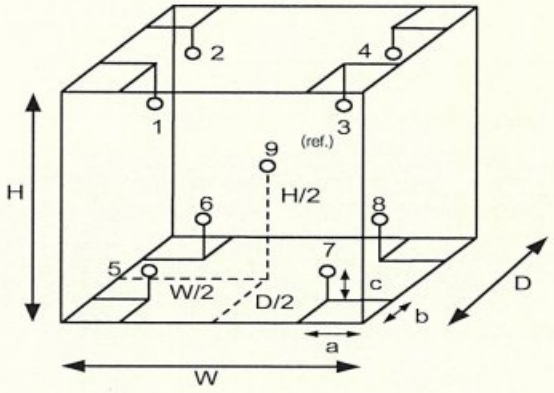

Position :	Ref. Std. ID No.: @ Calibration Point (120 to 180) °C	(104) °C
1	18-20TC-01	20RTD-2/1
2	18-20TC-02	20RTD-2/2
3	18-20TC-03	20RTD-2/3
4	18-20TC-04	20RTD-2/4
5	18-20TC-05	20RTD-2/5
6	18-20TC-06	20RTD-2/6
7	18-20TC-07	20RTD-2/7
8	18-20TC-08	20RTD-2/8
9 (ref.)	18-20TC-09	20RTD-2/9

Probe Installation Details :

a =	5.0	cm
b =	5.0	cm
c =	5.0	cm

Dimension of Chamber :

D =	0.50	m
W =	0.80	m
H =	0.75	m
Capacity =	0.30	m³

[redacted]

เอกสารไม่ควบคุม

a 1158261

Equipment : Hot Air Oven
Condition As-Received : Used Item
Reference : 2304-0156OC-1
Result of Calibration :- (*) Without Adjustment
Function of UUC* : Temperature Source
Fresh air setting : Close

Cert. No.: 23TM373

Calibration Point (°C)	UUC* Setting (°C)	UUC* Reading (°C)	Temperature stability (± °C)	Temperature uniformity (°C)	Overall Variation (°C)	Coverage Factor *k*
104.0	104.0	104.0	0.054	0.59	0.95	2
120.0	120.0	120.0	0.12	0.89	1.5	2
180.0	180.0	180.0	0.12	1.5	2.5	2

Calibration Point (°C)	Measured Temperature (°C) Position									Uncertainty (±°C)
	1	2	3	4	5	6	7	8	9 (ref.)	
104.0	104.512	104.016	104.542	104.407	103.704	103.729	104.167	104.158	104.001	0.42
120.0	120.317	119.768	120.524	120.232	119.363	119.209	119.888	119.797	119.735	1.1
180.0	180.878	179.819	181.357	180.871	179.303	179.139	180.230	180.055	179.960	1.1

Average* : The average of 30 values in each position.
Temperature stability : One-half of the greatest maximum difference of measured temperature at any one sensor.
Temperature uniformity : The maximum difference of measured temperatures at any sensors and the measured temperature at the reference location which are observed at the same time or at as close an observation time as possible to determine the temperature pattern or homogeneity within the chamber under steady-state conditions.
Overall Variation : The Difference of the maximum and minimum measured temperatures throughout observation.
UUC* : Unit Under Calibration
Note : The reported uncertainty of measurement was included stability and excluded uniformity .

The reported uncertainty of measurement was based on a standard uncertainty multiplied by a coverage factor ***k***, providing a level of confidence of approximately 95 %.

-o0o-

[redacted]

เอกสารไม่ควบคุม
a 1158260

Agilent CrossLab
From Insight to Outcome

Agilent 55 240 280 Series Atomic Absorption Spectroscopy Systems

Preventive Maintenance Checklist

Agilent Preventive Maintenance provides factory recommended service for your analytical systems to assure reliable operation and the accuracy of your results.

Delivered by highly trained and certified service engineers using genuine Agilent parts and supplies, Agilent Preventive Maintenance provides everything you need to reduce unplanned downtime and keep your systems operating at their peak. This checklist will be completed at the end of the service and provided to you as a record of the installation.

Note: While non-current production AA instrument and or accessory models are not covered specifically in this document it can be used as a basic reference.

For more information about Agilent Technologies services please visit our web site using the following URL http://www.agilent.com/en-us/services

Introduction

Customer Information

1 Customers should provide all necessary operating supplies upon request of the engineer.

2 A customer representative should be available to the engineer while performing the preventive maintenance procedures.

3 Any parts, not included in the Parts Lists section of this document, are not part of the recommended Preventive Maintenance service, nor are they included in the price of this service.

4 If a system requires the use of extra or special procedures and/or parts for the maintenance service, then these must be ordered separately and charged as a repair, which may incur additional costs.

Revision: 10.00, Issued: November 2021

© Agilent Technologies, Inc. 2021

Agilent

เอกสารไม่ควบคุม

Important Customer Web Links

- For more information about *Agilent Technologies services*, please visit our website using the following URL: http://www.agilent.com/en-us/products/crosslab-instrument-services/service-repair
- To access *Agilent University*, visit http://www.agilent.com/crosslab/university/ to learn about training options, which include online, classroom and onsite delivery.
  A training specialist can work directly with you to help determine your best options.
- A useful *Agilent Resource Center* web page is available, which includes short videos on maintenance, quick lists of consumables for new instruments, and other valuable information. Check out the Resource Page here: https://www.agilent.com/en-us/agilentresources
- Need technical support, FAQs, supplies? – visit our *Support Home page* at http://www.agilent.com/search/support
- Get answers. Share insights. Build connections:
  Join the *Agilent Community* at https://community.agilent.com/welcome

Service Engineer's Responsibilities

- Contact the customer and ensure that all necessary supplies are available before the preventive maintenance visit.
- Confirm the ability of the instrument to deliver continued safe operation as established via the Agilent AA safe operation flow chart. **(Refer directly to the AA 55/240/280 Preventive Maintenance Scope of Work to make this decision.)**
- Only select those pages that relate to the system or module being serviced.
- Complete empty fields with the relevant information.
- Complete the relevant checkboxes in the checklist using either a "X" or tick mark "✓".
- Check "Section not applicable" check boxes to indicate services/tasks not delivered, as appropriate.
- Complete the Preventive Maintenance service in the order of the tasks listed.
- Complete the Service Review section together with the customer.
- Complete the fields for page numbers at the foot of each selected page
- Complete the total number of pages field in the Service Completion section
- Ask the customer to sign the Service Completion section including the customer's and your signature.

This information is subject to change without notice.

Revision: 10.00, Issued: November 2021

© Agilent Technologies, Inc. 2021

Agilent

เอกสารไม่ควบคุม

Agilent CrossLab
From Insight to Outcome

Instrument Maintenance

System Information

☑ Check this box if an instrument configuration report is attached instead of completing the table.

Instrument System Name and ID	240 FS AA / MY13160001 / UAE.HEM.2558
Instrument System Site and Location	Heavy metal Analysis Unit / UNITED ANALYST AND ENGINEERING

List System Component Product Numbers	List the Serial Numbers of each Component
1. G9432A	MY13160001
2. G8444A	MY18150001
3.	
4.	
5.	
6.	
7.	
8.	
9.	

Preparation, Safe operation and Initial performance checks

© Agilent Technologies, Inc. 2021

Agilent

เอกสารไม่ควบคุม

☑ Agilent AA safe operation flow chart inspections (to determine if the PM can be performed).

NOTE: If by following the flow chart the instrument is deemed to be unsafe for continued use you MUST NOT continue PM work. Inform the customer immediately of the Agilent recommendation that use of the instrument be discontinued.

- ☑ Discuss any specific issues with the customer before starting.
- ☐ For HF application systems, if standard sample introduction system was not installed, ask the customer to install it. N/A
- ☑ Review the instrument logbook for recorded problems and comments.
- ☑ Save instrument control settings before starting the procedure.
- ☑ Perform a general inspection of the system for cleanliness.
- ☑ Check for proper installation of parts, assemblies, sensors etc.
- ☑ Check system for required installation of components, settings as defined by current Service Notes
- ☑ Check for required firmware updates and verify with customers if they would like them installed.
- ☑ Use SVD to perform a Full Wavelength Scan for Cu HCL - "As found test_1"
- ☑ Perform a Basic Cu ABS test - "As found test_2"
- ☑ Print the Details page or screen captures of the test results and attach to the end of this checklist.

© Agilent Technologies, Inc. 2021

Agilent

เอกสารไม่ควบคุม

Preventive Maintenance Procedures

FLAME SYSTEM section

☐ *Section not applicable*

Electronic components

☑ Review and confirm instrument configuration data in SVD

☑ Confirm power supply voltages using the ***SVD Power Supply diagnostic***.

☑ For Dual Beam instruments - Confirm RBC frequency using the ***SVD RBC frequency diagnostic.***

Mechanical components

☑ Check the burner adjuster controls for complete and free movement. If the burner adjuster needs lubrication, use Molykote 321 or mineral-based molybdenum disulphide grease.

☑ Run SVD tests to exercise all motor drives over the full range of their travel:

- ☑ Monochromator drive
- ☑ Slit drive
- ☑ Lamp selector
- ☐ ABA N/A

Optics components

☑ Check that external optical surfaces are clean – Clean or replace as required.

☑ Use SVD and perform ***Mono Wavelength Correction.***

☑ Use SVD and perform ***Slit Calibration.***

☑ Use SVD and perform ***Grating Squareness Diagnostic.***

☑ Use SVD and perform ***Zero Order Offset/Mono Correction.***

☑ Use SVD and perform ***Wavelength Repeatability.***

☑ Physically inspect selected HC lamps (customer to supply per their choice) and measure the % Gain for each lamp. Advise customer if lamps are showing emission degradation due to age.

☑ Check that the signal energy of the D2 and HC lamps track properly. Advise customer if their D2 lamp is showing emission degradation due to age.

Revision: 10.00, Issued: November 2021

© Agilent Technologies, Inc. 2021

Agilent

เอกสารไม่ควบคุม

Sample Introduction and Atomization

- ☑ Inspect the burner interlock plate to ensure that the interlock pin is secure and correct for the burner type.
- ☑ Clean the burner slot with a clean white card.
- ☑ Check the uniformity of the slot width.
- ☑ Clean the burner if required.
- ☑ Change the burner o-ring.
- ☑ Clean the nebulizer, spray chamber and liquid trap.
- ☑ Change all o-rings and seals in the nebulizer, nebulizer block and spray chamber.
- ☑ Check that the pressure relief bung releases readily.
- ☑ Change o-rings on the fuel and oxidant delivery barbs
- ☑ Leave the liquid trap EMPTY and verify the flame will not ignite in this state.
- ☑ Refill liquid trap and check that overfill drains freely into the drain/waste tube.
- ☑ Check the drain/waste tube for good drainage. It should not have tight bends, kinks or loops and the lower end must be above the liquid level in the waste vessel
- ☑ Check and clean the igniter electrode

Gas handling components and safety interlocks

- ☑ Pressure test for leaks
- ☑ Leak test gasbox internal components and connections
- ☑ Check safety interlock status and operation using the ***SVD interlock monitoring diagnostic.***

Analytical performance for Flame systems

- ☑ Ignite a flame.
- ☑ Check that you can adjust the nebulizer uptake rate from 4 to 6.5 mL per minute.
- ☑ Optimize the instrument ready to perform Cu sensitivity test.
- ☑ Create a manual method to perform a Basic Cu ABS test - "Final Performance Testing "
- ☑ Run a PM completed sensitivity test for a 5 ppm copper sample and record the results in the AA PM Performance test results and measurements table.

Revision: 10.00, Issued: November 2021

© Agilent Technologies, Inc. 2021

Agilent

เอกสารไม่ควบคุม

FURNACE SYSTEM section

☑ *Section not applicable*

Electronic components

- ☐ Review and confirm instrument configuration data in SVD
- ☐ Confirm power supply voltages using the ***SVD Power Supply diagnostic***.

Mechanical components

- ☐ Run SVD tests to exercise all motor drives over the full range of their travel:
  - ☐ Monochromator drive
  - ☐ Slit drive
  - ☐ Lamp selector

Optics components

- ☐ Check that external optical surfaces are clean – Clean or replace as required.
- ☐ Use SVD and perform ***Mono Wavelength Correction.***
- ☐ Use SVD and perform ***Slit Calibration.***
- ☐ Use SVD and perform ***Grating Squareness Diagnostic.***
- ☐ Use SVD and perform ***Zero Order Offset/Mono Correction.***
- ☐ Use SVD and perform ***Wavelength Repeatability.***
- ☐ Physically inspect selected HC lamps (customer to supply per their choice) and measure the % Gain for each lamp. Advise customer if lamps are showing emission degradation due to age.

Gas handling, water system and workhead component checks

- ☐ Inspect the GTA workhead gas hoses and connections for leaks.
- ☐ Pressure test for gas leaks
- ☐ If the cooler system is accessible (stand-alone) check for correct operation and coolant/water level – this includes any temperature and pressure settings plus filter cleaning (air flow and water).
- ☐ Inspect the GTA workhead water hoses and connections for leaks.
- ☐ Check all graphite components and replace if necessary.

Revision: 10.00, Issued: November 2021

© Agilent Technologies, Inc. 2021

Agilent

เอกสารไม่ควบคุม

- ❑ Tube
- ❑ Electrodes
- ❑ Shroud

❑ Check and clean the end windows on the workhead.

❑ Check safety interlock operation.

Analytical performance for Furnace systems

❑ Optimize the instrument ready to perform Cu sensitivity test.

❑ Run the sensitivity test for a 25 ppb copper sample and record the results in the results table.

PSD autosampler accessory for Furnace systems

☑ *Section NOT Applicable*

❑ Check condition of the PSD capillary – replace if necessary

❑ Check condition and operation of PSD syringe – ensure it does not have air locks and bubbles.

❑ Change PSD rinse bottle o-ring.

❑ Check and clean the rinse vessel.

❑ Check the drain tube for good drainage. It should not have tight bends, kinks or loops and the lower end must be above the liquid level in the waste vessel.

❑ Ensure that the waste vessel is suitable for use with the furnace system.

Sample introduction pump system (SIPS) accessory

☑ *Section NOT Applicable*

❑ Re-torque screws securing the hubs, presser arms and pump rotors.

❑ Adjust each roller so that it rotates freely.

❑ Wipe clean the pump rotor rollers and pump bands with a dry clean cloth.

❑ Ensure that the presser arms and the surfaces near the pump are free from dirt and spills.

❑ Remove the pump module rear cover and check for the incursion of liquids and any signs of corrosion.

❑ Re-torque the nuts that fasten the motor mounting plates to the chassis.

❑ Check clips securing the diluents holder and replace if necessary.

❑ Disconnect, clean T-piece, and reassemble the tubing using the following steps.

© Agilent Technologies, Inc. 2021

Agilent

เอกสารไม่ควบคุม

- ☐ Remove the T-piece by disconnecting the pump tubes, the pump bands and all other tubing.
- ☐ Place the T-piece in an ultrasonic bath containing strong detergent 1-5% Decon 30 or similar, for approximately 5-10 minutes.
- ☐ Wash the T-piece under a tap with a strong flow of water.
- ☐ Rinse with distilled water through all of the inlets in the reverse direction to normal sample flow.
- ☐ Reassemble.

Sample preparation system (SPS 4) accessory

☑ *Section NOT Applicable*

The Agilent SPS 4 autosampler is designed to need minimal maintenance.

The following maintenance requirements are suggested to maintain the performance of the autosampler.

- ☐ Cleaning the spill tray, rack location mat, end frames and chassis accessories with a damp soft cloth and diluted mild detergent.
- ☐ Cleaning the autosampler cover panels with domestic window cleaner.
- ☐ Checking the X- axis and Z- axis drive belts for cracks, splits, damaged teeth, excessive fraying, color changes or degradation from fumes..
- ☐ Check the X- axis, Theta- axis and Z- axis FFC cables for cracks, incorrect positioning, damaged edge or damaged connectors.

NOTE: The autosampler requires no extra lubrication throughout its lifetime.

For further details refer to the SPS 4 service manual G8410-90050.

Sample preparation system (SPS 3) accessory

☑ *Section NOT Applicable*

- ☐ Check the x-axis and z-axis timing belts – Replace if there is are any cracks, splits or color deterioration and belt tension.
- ☐ Check belt tensions - adjust if required
- ☐ Check the lubrication pad for single x-axis shaft. If pad is dry or customer has observed any vibration or erratic movements of the x-axis carriage, add 1 mL of Dow Corning 200 ® Fluid, 200 CS into the well.
- ☐ Check the auto-sampler ability to find tube positions - Calibrate if required.
- ☐ Clean the exterior surfaces of the accessory with soft lint free cloth. This cloth can be dampened with warm water or a mild detergent. Do not use organic solvents or abrasive cleaning agents.

Revision: 10.00, Issued: November 2021

© Agilent Technologies, Inc. 2021

Agilent

เอกสารไม่ควบคุม

Vapor generation accessory VGA (hydride generator)

- ☐ *Section NOT Applicable*
- ☑ Inspect VGA gas supply hose.
- ☑ Inspect/replace VGA pump tubing.
- ☑ Check low gas pressure interlock setting– adjust if required.
- ☑ Check precision orifice gas flow setting – adjust if required.
- ☑ Check gas regulator pressure to 46 psi (325 kPa) – adjust if required.
- ☑ Clean the exterior surfaces of the accessory with soft lint free cloth. This cloth can be dampened with warm water or a mild detergent. Do not use organic solvents or abrasive cleaning agents.

UltrAA lamp accessory (external)

- ☑ *Section NOT Applicable*
- ☐ Check the condition of the power cable.
- ☐ Clean the exterior surfaces of the accessory with soft lint free cloth. This cloth can be dampened with warm water or a mild detergent. Do not use organic solvents or abrasive cleaning agents.

Restore System

- ☑ If you have altered the customer's instrumentation during the course of PM, restore to the original status to allow the customer to conduct their normal activities (e.g., reload the customer's method.)

Guidance

If the PM service is performed prior to a qualification service, then use the qualification procedure as a guide for final instrument set up and checkout.

Revision: 10.00, Issued: November 2021

© Agilent Technologies, Inc. 2021

Agilent

เอกสารไม่ควบคุม

Signature Page

Service Review

- ☑ Attach available reports/printouts of all tests to this documentation.
- ☑ Record the Preventive Maintenance service activity in the customer's records/logbook.
- ☑ Update/reset instrument maintenance counters as appropriate.
- ☑ Affix the PM sticker to the system or instrument logbook based on the customer's request.
- ☑ Complete the Service Engineer Comments section if there are additional comments.
- ☑ Review this service, parts replaced, and test results obtained with the customer.
- ☑ If the instrument firmware was updated, record the details of the change in the Service Engineer's Comments box or if necessary, in the customer's IQ records.

Test Results

Test Description	Expected Test Result	Actual Test Result
Flame optics PMT Gain test		
For copper at 324.8 nm, 4 mA, 0.5 nm slit width	< 55 %	45 %.
Flame performance test with 5 ppm copper sample		
Air /acetylene, mixing paddle removed	Abs value > 0.5	0.5516
Air /acetylene, mixing paddle installed. 10 replicates	%RSD < 1.0	0.4 %.
Deuterium furnace optics PMT Gain test		
For copper at 324.8 nm, 4 mA, 0.5 nm slit width	< 55 %	-
Deuterium furnace performance test with 25 ppb copper sample (324.8 nm)		
Precision %RSD	≤ 4.0%	-
Abs value	≥ 0.15	-
Zeeman furnace analytical performance: 25 ppb copper sample (327.4 nm)		
Precision %RSD	≤ 4.0%	-
Abs value	≥ 0.10	-
MSR%	≥70 %	-

Revision: 10 00, Issued: November 2021

© Agilent Technologies, Inc. 2021

Agilent

เอกสารไม่ควบคุม

AA consumable and parts list table

Part Description	Part Number	Product/Model # where used	PM supplied or Consumable	Instrument-Type
Test Solution – Cu 5ppm solution	6610030100	50 55 140 240 280	PM supplied	Common
Test Solution - Blank solution	5190-7001	50 55 140 240 280	PM supplied	Common
Copper, 1000 ug/ml, 100ml	5190-8279	50 55 140 240 280	*	Common
Kit, Mk 7 O-rings, aqueous, complete set	9910093400	50 55 140 240 280	PM supplied	Flame
Organic Kit	9910093500	50 55 140 240 280	PM supplied	Flame
Wire Nebulizer Cleaning	9910024700	50 55 140 240 280	consumable	Flame
Tubing-Capillary Std Nebs	9910024800	50 55 140 240 280	consumable	Flame
Capillary Tube Hivac Neb (3) (organics only)	9910044000	50 55 140 240 280	consumable	Flame
Glass impact beads (5/pk)	9910025700	50 55 140 240 280	consumable	Flame
Teflon impact beads (5/pk): (organics only)	9910053300	50 55 140 240 280	consumable	Flame
Burner cleaning strip (100/pk)	9910053900	50 55 140 240 280	consumable	Flame
Window UV silica – round (right side)	2010082600	50 55 140 240 280	PM supplied	Common
Window UV silica – rectangular (left side)	2010082500	50 55 140 240 280	PM supplied	Common
Pad adhesive window (round)	4910012700	50 55 140 240 280	PM supplied	Common
Pad adhesive window (rectangular)	4910012800	50 55 140 240 280	PM supplied	Common
Electrode kit (1 pr) (D2)	6310003400	GTA120	PM supplied	Furnace
Shroud (D2)	6310003100	GTA120	PM supplied	Furnace
Zeeman electrode kit (1 pr)	6310003500	GTA120	PM supplied	Furnace
Zeeman shroud	6310003600	GTA120	PM supplied	Furnace
O-ring PSD rinse bottle	6910025900	PSD120	PM supplied	Furnace

* For engineers who only service AA instruments 5190-8279 can be used as a cheaper alternative for 6610030100.

Items classified as PM supplied in the above table are included in the standard PM

Those classified as consumable should be provided by the customer or charged to the customer if supplied by the Agilent service engineer.

Revision: 10.00, Issued: November 2021

© Agilent Technologies, Inc. 2021

Agilent

เอกสารไม่ควบคุม

Service Engineer Comments (optional)

If there are any specific points you wish to note as part of performing the installation or other items of interest for the customer, please write in this box.

Service Completion

Service request number 6005686733

Date service completed Jan 30, 2023

Agilent signature [redacted]

Customer signature [redacted]

Total number of pages in this document 13

Revision: 10.00, Issued: November 2021

© Agilent Technologies, Inc. 2021

Agilent

เอกสารไม่ควบคุม

SVD Results Report

VARIAN

Report ID.7 *Diagnostic Start Time:30/01/2023 9:07:52 AM* *Diagnostic End Time:30/01/2023 9:53:18 AM*

Customer: UNITED ANALYSIS AND ENGINEERING CONSULTANT: Nukoon Lueangsangwan

Address: *Contact Details: 02-637-6363*

Instrument Configuration

Configuration:

Serial Number: MY13160001
Instrument Model: Varian AA140/240/280
Flame Instrument: True
Furnace Instrument: True
Zeeman Present: False
Internal Zeeman: False
Internal UltrAA: False
Optics Type: Double Beam
D2 BG Correction Fitted: True
Boot Block Version:

Turret Type: Automatic
Number Of Lamps: 4
Mono Type: Automatic
Gasbox Type: 'Y' Gas Box
Auto Burner Adjuster: False
Mains Frequency: 50
Firmware Version: 2.11
Photomultiplier Type: Normal(900nm)
PWB Version: 45

EEPROM Data:

Instrument Run Hours: 59326.383
Zero Wavelength Offset: 30.175
Mono Correction: 0.760
Flame Hours: 28887.084

D2 Run Hours: 46984.500
D2 Serial Number: not set !
D2 Install Date: 01/01/1970
D2 Original Intensity: 1.000
D2 Last Intensity: 475.000

Frequency:

Averaging Period: 30.0
Datapoint Count: 20

Upper Limit: 51.00
Lower Limit: 49.00
Average Frequency: 50.00
Highest Measured Frequency: 50.00
Lowest Measured Frequency: 50.00

Result: Passed

เอกสารไม่ควบคุม

Power Supply:

Averaging Period: 30.0

Datapoint Count: 20

	Lower Limit (V)	Actual (V)	Upper Limit (V)	Result:
12.00 V Rail	10.80	**12.17**	13.20	**Passed**
-12.00 V Rail	-13.20	**-11.90**	-10.80	**Passed**
5.00 V Rail	4.50	**5.02**	5.50	**Passed**
310.00 V Rail	279.00	**320.00**	341.00	**Passed**

เอกสารไม่ควบคุม

Optics

Beam Balance:

Lamp Type:

Lamp Socket Used:

Peak Selected:

Lamp Alignment: Performed

'X' Lamp Screw

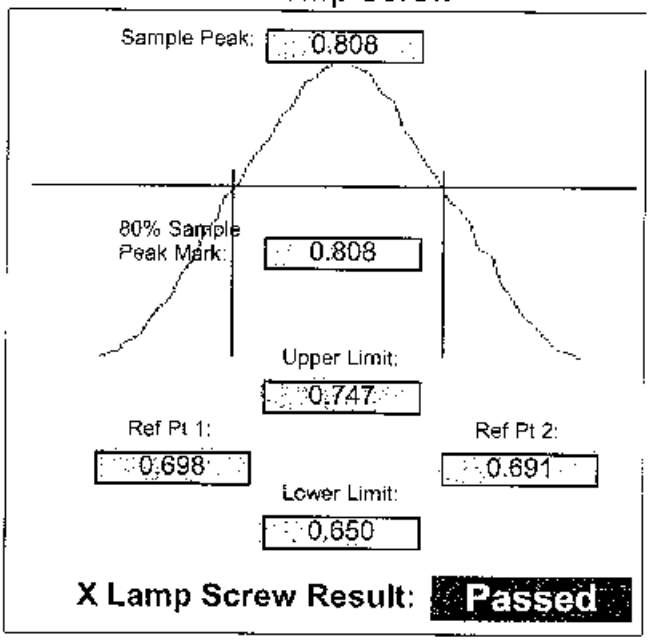

X Lamp Screw Result: Passed

'Y' Lamp Screw

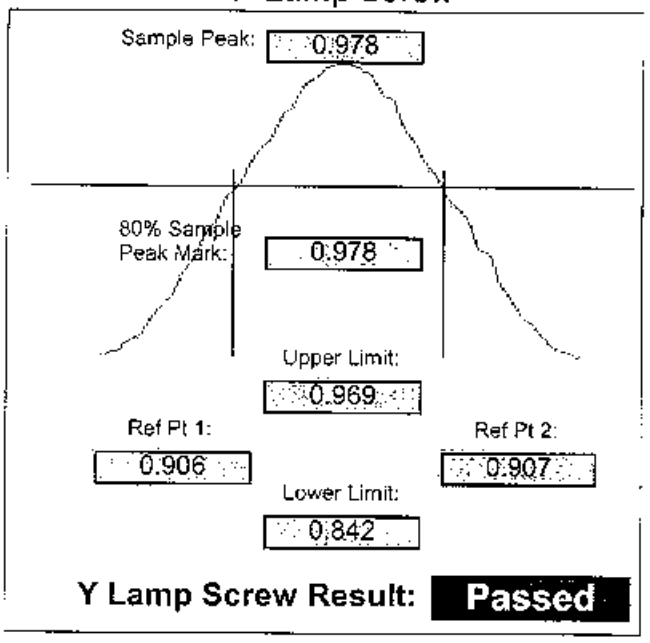

Y Lamp Screw Result: Passed

Grating Squareness:

Lamp Element(s): Cobalt/Chromium/Copp

Lamp Turret Position: 3

Lamp Current(mA): 10.00

Slit Width(nm): 0.2

1st Order Wavelength(nm): 324.80

Lamp Alignment: Performed

	Lower Limit (nm)	Actual (nm)	Upper Limit (nm)	Result:
Zero Order	-0.10	0.00	0.10	Passed
First Order	324.45	324.80	325.15	Passed
Second Order	649.23	649.55	649.97	Passed

เอกสารไม่ควบคุม

Wavelength Repeatability:

Lamp Used: Copper
Lamp Current(mA): 4
Peak Used(nm): 324.750
Slit Width(nm): 0.2
Connected to Socket: 3
Slit Height: Normal

Lamp Alignment: Performed

Lower Limit(nm) 324.768 — 324.888 **Upper Limit(nm)**

(Approach from Zero Order)	*(Approach from end)*
Sample 1: **324.828**	Sample 2: **324.828**
Sample 3: **324.823**	Sample 4: **324.823**
Sample 5: **324.823**	Sample 6: **324.823**
Sample 7: **324.823**	Sample 8: **324.819**
Sample 9: **324.823**	Sample 10: **324.819**

Mean: 324.824
Standard Deviation: 0.002

Result: Passed

เอกสารไม่ควบคุม

Mechanical

Wavelength Drive:

Passed

Slit Drive:

Passed

Turret Drive:

Passed

Auto Burner Adjuster Drive:

Untested

Miscellaneous

Signal Processing Linearity:

Calculate Mode: New Calc Mode

	Lower Limit	Actual	Upper Limit	Result:
S0	114	261	297	Passed
S1	156	164	191	Passed
S2	271	296	332	Passed
S3	474	507	579	Passed
S4	825	917	1008	Passed
S5	1435	1528	1754	Passed
S6	2498	2768	3053	Passed
S7	4347	4749	5313	Passed

Interlocks:

Burner Fitted:	Working	Flame Detect:	Working
N2O Burner Fitted:	Untested	GCU Active:	Working
Flame Shield Closed:	Working	Oxidant Pressure:	Working
Gas Control Fitted:	Untested	Oxidant Changeover:	Untested
Pressure Release Bung Fitted:	Working	Ignition:	Working
Liquid Trap Fitted:	Working		

เอกสารไม่ควบคุม

Auto Lamp Recognition:

Lamp 1: Uncoded Lamp/Not Connected
Lamp 2: 87 - Silver/Cadmium/Lead/Zinc(UltrAA) (Ag/C
Lamp 3: 76 - Cobalt/Chromium/Copper/Iron/Mangane
Lamp 4: Uncoded Lamp/Not Connected
Lamp 5: Not Supported
Lamp 6: Not Supported
Lamp 7: Not Supported/Ni)
Lamp 8: Not Supported

Result: Passed

GTA Temperature Monitoring:

Not Performed

Notes:

Signatures:

UNITED ANALYSIS AND ENG	*Date:RING CONSULTA*	*Nukoon Lueangsangwan*	*Date*

เอกสารไม่ควบคุม

Analyst
Date Started 30/01/2023 10:56 AM GMT: 30/01/2023 3:56 AM
Worksheet Cu 5 ppm Sensitivity
Comment
Methods Cu
Computer name HBM-212
Serial Number: MY13160001

Method: Cu (Flame)

Sample ID	Conc mg/L	%RSD	Mean Abs	
Cu 5 ppm PreTest	UNCAL	0.1	0.5516	
	Readings			
	0.5524	0.5512	0.5510	30/01/2023

เอกสารไม่ควบคุม

Analyst
Date Started 30/01/2023 11:00 AM GMT: 30/01/2023 4:00 AM
Worksheet Cu 5 ppm Sensitivity 01
Comment
Methods Cu
Computer name HEM-212
Serial Number: MY13160001

Method: Cu (Flame)

Sample ID	Conc mg/L	%RSD	Mean Abs			
Cu 5 ppm Precision	UNCAL	0.4	0.5394			
	Readings					
	0.5383	0.5418	0.5407	0.5358	0.5383	0.5375
	0.5406	0.5429	0.5410	0.5367	30/01/2023	

เอกสารไม่ควบคุม

Analyst
Date Started 30/01/2023 12:22 PM GMT: 30/01/2023 5:22 AM
Worksheet Hg
Comment
Methods Hg
Computer name HEM-212
Serial Number: MY13160001

Method: Hg (Vapor)

Sample ID	Conc ug/L	%RSD	Mean Abs
Hg 10 ppb	UNCAL	0.2	0.1713
	Readings		
	0.1710	0.1716	0.1712 30/01/2023

เอกสารไม่ควบคุม

Request No. 25-66 / 0323

MTC. ACL.No. 387 / 66

CALIBRATION CERTIFICATE

NOMENCLATURE : 1. Atomic Absorption Spectrophotometer "Agilent Technologies"
Model AA240FS, Serial No. MY13160001
2. Working standard solution "Inorganic Ventures"
Multi Analyte Custom Grade Solution, Lot No. S2-MEB708640

SUBMITTED BY : United Analyst and Engineering Consultant Co., Ltd.
3 Soi Udomsuk41, Sukhumvit Road, Bangchak, Prakanong, Bangkok 10260

CALIBRATION PROCEDURE : 1. Performance Verification of Atomic Absorption Spectrophotometer (WI-500-02-30)
2. Estimation Uncertainty of Measurement in Analytical Chemistry (QP-513)

CALIBRATION RANGE: 0.02,0.10,0.30,0.50,0.70 mg/l at 228.8 nm.Cd, 0.10,0.20,0.30,0.50,0.70 mg/l at 357.9 nm.Cr, 0.05,0.10,0.30,0.50,0.70 mg/l at 324.7 nm.Cu, 0.10,0.30,0.50,0.70,1.00 mg/l at 248.3 nm.Fe, 0.20,0.50,0.70,1.00,1.50 mg/l at 217.0 nm.Pb, 0.05,0.10,0.30,0.50,0.70 mg/l at 279.5 nm.Mn, 0.10,0.30,0.50,0.70,1.00 mg/l at 232.0 nm.Ni, 0.05,0.10,0.30,0.50,0.70 mg/l at 213.9 nm.Zn

CALIBRATION DATE : 2 February 2023

REFERENCE MATERIAL : Traceable to NIST "Carlo Erba", "PanReac AppliChem"
Cadmium Lot No. 1152457, Chromium Lot No. 1793249, Copper Batch No. T117098A, Iron Batch No. T126087A, Lead Lot No. 1227873, Manganese Batch No. T109228A, Nickel Batch No. T270178A, Zinc Batch No. T820140A

AMBIENT CONDITIONS : Temperature 22 °C Relative humidity 58 %

The Atomic Absorption Spectrophotometer has been calibrated against Reference Material traceable to National Institute of Standards and Technology (NIST) by The Analytical Chemistry Laboratory. The results are attached herewith.

Calibrated by [redacted]

2... [redacted] .....

Approved by... [redacted] ....

Senior Technical Officer

Acting Director of Analytical Chemistry Laboratory

Ref. 2015266012600366001

Issued Date : 15 February 2023

The results relate only to the items tested/calibrated or value assigned.
Advertising the Report/Certificate and publicity of the results except in full are prohibited unless written permission is obtained from the governor of TISTR.

Head Office
35 Mu 3 Tambon Khlong Ha, Amphoe Khlong Luang, Changwat Pathumthani 12120, Thailand
Tel. (66) 0 2577 9000
Fax. (66) 0 2577 9009
E-mail : rumpai@tistr.or.th Website:www.tistr.or.th

Office/Laboratory
Soi 1C, Bangpoo Industrial Estate, Sukhumvit Road, Amphoe Muang, Changwat Samutprakan 10280, Thailand
Tel. (66) 0 2323 1672-80 ext. 115, 116
Fax. (66) 0 2323 9165
E-mail : mtc@tistr.or.th

Office
196 Phahonyothin Road, Chatuchak, Bangkok 10900, Thailand
Tel. (66) 0 2579 [illegible] 5225, 5217
Fax. (66) 0 2579 8592
E-mail : sumalee@tistr.or.th

เอกสารไม่ควบคุม

CALIBRATION DATA

1. Noise Level

Element	Cd	Cr	Cu	Fe	Pb	Mn	Ni	Zn
Absorbance	0.0020	0.0000	0.0008	0.0000	-0.0009	0.0021	-0.0016	-0.0022
	0.0015	0.0006	0.0005	-0.0009	-0.0014	0.0018	0.0002	-0.0023
	0.0014	0.0006	0.0010	-0.0009	0.0015	0.0008	-0.0004	-0.0015
	0.0021	-0.0008	0.0013	-0.0010	0.0005	0.0005	-0.0008	-0.0004
	0.0020	-0.0012	0.0004	0.0003	-0.0004	0.0001	-0.0024	-0.001
	0.0021	-0.0011	0.0011	0.0003	0.0006	0.0009	-0.0002	-0.0013
	0.0017	-0.0009	0.0001	-0.0015	0.0010	0.0007	0.0001	-0.0016
	0.0024	-0.0012	0.0004	-0.0002	0.0008	-0.0005	-0.0012	-0.0019
	0.0011	-0.0002	0.0015	-0.0004	0.0004	0.0008	-0.0003	-0.0017
	0.0017	0.0000	0.0009	0.0004	0.0001	0.0015	-0.0009	-0.0024
	0.0019	-0.0004	0.0004	0.0000	0.0006	0.0010	-0.0005	-0.0016
	0.0016	-0.0025	0.0003	0.0005	0.0009	-0.0004	-0.0013	-0.0016
	0.0018	-0.0014	0.001	-0.0009	-0.0006	0.0010	-0.0004	-0.0017
	0.0019	-0.0006	0.0011	-0.0008	0.0011	0.0004	-0.0003	-0.0005
	0.0024	0.0003	0.0005	-0.0012	-0.0002	0.0012	-0.0006	-0.0011
	0.0023	-0.0012	0.0006	-0.0007	0.0002	0.0014	-0.0012	-0.0013
	0.0020	-0.0014	0.0009	-0.0018	0.0003	0.0012	-0.0012	-0.0013
	0.0010	-0.0015	0.0002	0.0004	0.0017	0.0011	-0.0018	-0.0013
	0.0016	-0.0011	0.0013	0.0003	0.0007	0.0026	-0.0006	-0.0006
	0.0001	-0.0007	0.0009	-0.0003	0.0008	0.0008	0.0000	-0.0001
Average Absorbance	0.002	-0.001	0.001	0.000	0.000	0.001	-0.001	-0.001

Continue 2 / 5

The results relate only to the items tested/calibrated or value assigned.
Advertising the Report/Certificate and publicity of the results except in full are prohibited unless written permission is obtained from the governor of TISTR.

Head Office
35 Mu 3 Tambon Khlong Ha, Amphoe Khlong Luang, Changwat Pathumthani 12120, Thailand
Tel. (66) 0 2577 9000
Fax. (66) 0 2577 9009
E-mail : rumpai@tistr.or.th Website:www.tistr.or.th

Office/Laboratory
Soi 1C, Bangpoo Industrial Estate, Sukhumvit Road, Amphoe Muang, Changwat Samutprakan 10280, Thailand
Tel. (66) 0 2323 1672-80 ext. 115, 116
Fax. (66) 0 2323 9165
E-mail : mtc@tistr.or.th

Office
196 Phahonyothin Road, Chatuchak, Bangkok 10900, Thailand
Tel. (66) [redacted] 5225, 5217
Fax. (66) 0 2579 8592
E-mail : sumalee@tistr.or.th

เอกสารไม่ควบคุม

2. Precision

Element	Conc. (mg/l)	Absorbance										Ave. Abs.	SD	%RSD
Cd	0.02	0.0085	0.0084	0.0090	0.0089	0.0089	0.0090	0.0086	0.0092	0.0090	0.0089	0.009	0.0003	2.88
	0.30	0.0993	0.1001	0.1007	0.1004	0.1004	0.0995	0.0997	0.0998	0.0999	0.0996	0.100	0.0005	0.45
	0.70	0.2238	0.2229	0.2244	0.2249	0.2243	0.2233	0.2235	0.2231	0.2251	0.2240	0.224	0.0007	0.33
Cr	0.10	0.0088	0.0087	0.0094	0.0086	0.0086	0.0091	0.0099	0.0095	0.0076	0.0085	0.009	0.0006	7.25
	0.30	0.0257	0.0265	0.0255	0.0270	0.0266	0.0258	0.0261	0.0262	0.0274	0.0262	0.026	0.0006	2.25
	0.70	0.0573	0.0590	0.0580	0.0576	0.0578	0.0579	0.0593	0.0599	0.0586	0.0594	0.058	0.0009	1.51
Cu	0.05	0.0083	0.0084	0.0084	0.0075	0.0086	0.0086	0.0081	0.0080	0.0087	0.0092	0.008	0.0005	5.45
	0.30	0.0430	0.0444	0.0426	0.0429	0.0435	0.0432	0.0428	0.0441	0.0427	0.0436	0.043	0.0006	1.41
	0.70	0.0981	0.0992	0.0990	0.0997	0.0977	0.0986	0.0990	0.0982	0.0988	0.0980	0.099	0.0006	0.63
Fe	0.10	0.0109	0.0104	0.0087	0.0100	0.0087	0.0094	0.0102	0.0092	0.0094	0.0100	0.010	0.0007	7.53
	0.50	0.0456	0.0442	0.0450	0.0444	0.0450	0.0455	0.0455	0.0441	0.0446	0.0444	0.045	0.0006	1.27
	1.00	0.0904	0.0901	0.0891	0.0876	0.0873	0.0901	0.0876	0.0886	0.0879	0.0901	0.089	0.0012	1.38
Pb	0.20	0.0093	0.0099	0.0104	0.0102	0.0104	0.0109	0.0102	0.0103	0.0115	0.0117	0.010	0.0007	6.85
	0.70	0.0344	0.0336	0.0336	0.0328	0.0338	0.0346	0.0336	0.0331	0.0343	0.0350	0.034	0.0007	2.02
	1.50	0.0709	0.0718	0.0706	0.0713	0.0698	0.0718	0.0712	0.0713	0.0715	0.0719	0.071	0.0006	0.90
Mn	0.05	0.0115	0.0130	0.0131	0.0127	0.0135	0.0136	0.0124	0.0133	0.0124	0.0130	0.013	0.0006	4.88
	0.30	0.0709	0.0700	0.0714	0.0704	0.0700	0.0705	0.0714	0.0698	0.0694	0.0700	0.070	0.0007	0.96
	0.70	0.1619	0.1633	0.1646	0.1638	0.1646	0.1614	0.1632	0.1614	0.1636	0.1652	0.163	0.0014	0.83
Ni	0.10	0.0113	0.0105	0.0113	0.0114	0.0110	0.0113	0.0117	0.0112	0.0107	0.0117	0.011	0.0004	3.45
	0.50	0.0509	0.0517	0.0508	0.0502	0.0517	0.0516	0.0516	0.0523	0.0518	0.0503	0.051	0.0007	1.36
	1.00	0.0997	0.1006	0.1006	0.1006	0.0996	0.0998	0.1007	0.1000	0.1013	0.0999	0.100	0.0006	0.55
Zn	0.05	0.0315	0.0309	0.0322	0.0304	0.0329	0.0312	0.0313	0.0319	0.0308	0.0311	0.031	0.0007	2.35
	0.30	0.1705	0.1728	0.1688	0.1693	0.1711	0.1704	0.1704	0.1707	0.1708	0.1688	0.170	0.0012	0.70
	0.70	0.3559	0.3572	0.3548	0.3560	0.3559	0.3550	0.3579	0.3552	0.3574	0.3573	0.356	0.0011	0.31

Continue 3 / 5

INDUSTRIAL METROLOGY AND TESTING SERVICE CENTRE

The results relate only to the items tested/calibrated or value assigned.
Advertising the Report/Certificate and publicity of the results except in full are prohibited unless written permission is obtained from the governor of TISTR.

Head Office
35 Mu 3 Tambon Khlong Ha, Amphoe Khlong Luang, Changwat Pathumthani 12120, Thailand
Tel. (66) 0 2577 9000
Fax. (66) 0 2577 9009
E-mail : rumpai@tistr.or.th Website:www.tistr.or.th

Office/Laboratory
Soi 1C, Bangpoo Industrial Estate, Sukhumvit Road, Amphoe Muang, Changwat Samutprakan 10280, Thailand
Tel. (66) 0 2323 1672-80 ext. 115, 116
Fax. (66) 0 2323 9165
E-mail : mtc@tistr.or.th

Office
196 Phahonyothin Road, Chatuchak, Bangkok 10900, Thailand
Tel. (66) [illegible] 5225, 5217
Fax. (66) 0 2579 8592
E-mail : sumalee@tistr.or.th

เอกสารไม่ควบคุม

3. Trueness

3.1 Reading on wavelength- Cadmium(Cd) at 228.8 nm.

Element	Standard Value of RM (mg/l)	Reading (mg/l)	Error of Measurement (mg/l)	Error of Measurement (%)	Uncertainty (mg/l)
Cd	0.02002	0.021	0.001	4.90	± 0.005
	0.30030	0.298	-0.002	0.77	± 0.005
	0.70070	0.675	-0.026	3.67	± 0.008

3.2 Reading on wavelength- Chromium (Cr) at 357.9 nm.

Element	Standard Value of RM (mg/l)	Reading (mg/l)	Error of Measurement (mg/l)	Error of Measurement (%)	Uncertainty (mg/l)
Cr	0.1001	0.101	0.001	0.90	± 0.009
	0.3003	0.293	-0.007	2.43	± 0.012
	0.7007	0.648	-0.053	7.52	± 0.023

3.3 Reading on wavelength- Copper (Cu) at 324.7 nm.

Element	Standard Value of RM (mg/l)	Reading (mg/l)	Error of Measurement (mg/l)	Error of Measurement (%)	Uncertainty (mg/l)
Cu	0.050	0.046	-0.004	8.00	± 0.003
	0.300	0.289	-0.011	3.67	± 0.009
	0.700	0.674	-0.026	3.71	± 0.020

Continue 4 / 5

The results relate only to the items tested/calibrated or value assigned.
Advertising the Report/Certificate and publicity of the results except in full are prohibited unless written permission is obtained from the governor of TISTR.

Head Office
35 Mu 3 Tambon Khlong Ha, Amphoe Khlong Luang, Changwat Pathumthani 12120, Thailand
Tel. (66) 0 2577 9000
Fax. (66) 0 2577 9009
E-mail : rumpai@tistr.or.th Website:www.tistr.or.th

Office/Laboratory
Soi 1C, Bangpoo Industrial Estate, Sukhumvit Road, Amphoe Muang, Changwat Samutprakan 10280, Thailand
Tel. (66) 0 2323 1672-80 ext. 115, 116
Fax. (66) 0 2323 9165
E-mail : mtc@tistr.or.th

Office
196 Phahonyothin Road, Chatuchak, Bangkok 10900, Thailand
Tel. (66) 0 2579 [illegible] 5225, 5217
Fax. (66) 0 2579 8592
E-mail : sumalee@tistr.or.th

เอกสารไม่ควบคุม

3.4 Reading on wavelength- Iron (Fe) at 248.3 nm.

Element	Standard Value of RM (mg/l)	Reading (mg/l)	Error of Measurement (mg/l)	Error of Measurement (%)	Uncertainty (mg/l)
Fe	0.100	0.095	-0.005	5.00	± 0.014
	0.500	0.474	-0.026	5.20	± 0.016
	1.000	0.950	-0.050	5.00	± 0.029

3.5 Reading on wavelength- Lead (Pb) at 217.0 nm.

Element	Standard Value of RM (mg/l)	Reading (mg/l)	Error of Measurement (mg/l)	Error of Measurement (%)	Uncertainty (mg/l)
Pb	0.200	0.207	0.007	3.50	± 0.014
	0.700	0.673	-0.027	3.86	± 0.030
	1.500	1.417	-0.083	5.53	± 0.061

3.6 Reading on wavelength- Manganese (Mn) at 279.5 nm.

Element	Standard Value of RM (mg/l)	Reading (mg/l)	Error of Measurement (mg/l)	Error of Measurement (%)	Uncertainty (mg/l)
Mn	0.04995	0.046	-0.004	7.91	± 0.005
	0.29970	0.294	-0.0057	1.90	± 0.007
	0.69930	0.694	-0.0053	0.76	± 0.014

Continue 5 / 5

INDUSTRIAL METROLOGY AND TESTING SERVICE CENTRE

[redacted]

The results relate only to the items tested/calibrated or value assigned.
Advertising the Report/Certificate and publicity of the results except in full are prohibited unless written permission is obtained from the governor of TISTR.

Head Office
35 Mu 3 Tambon Khlong Ha, Amphoe Khlong Luang,
Changwat Pathumthani 12120, Thailand
Tel. (66) 0 2577 9000
Fax. (66) 0 2577 9009
E-mail : rumpai@tistr.or.th Website:www.tistr.or.th

Office/Laboratory
Soi 1C, Bangpoo Industrial Estate, Sukhumvit Road,
Amphoe Muang, Changwat Samutprakan 10280, Thailand
Tel. (66) 0 2323 1672-80 ext. 115, 116
Fax. (66) 0 2323 9165
E-mail : mtc@tistr.or.th

Office
196 Phahonyothin Road, Chatuchak, Bangkok 10900,
Thailand
Tel. (66) 0 2579 9[illegible] 5225, 5217
Fax. (66) 0 2579 8592
E-mail : sumalee@tistr.or.th

เอกสารไม่ควบคุม

3.7 Reading on wavelength- Nickel (Ni) at 232.0 nm.

Element	Standard Value of RM (mg/l)	Reading (mg/l)	Error of Measurement (mg/l)	Error of Measurement (%)	Uncertainty (mg/l)
Ni	0.1001	0.103	0.003	2.90	± 0.013
	0.5005	0.501	0.001	0.10	± 0.018
	1.0010	0.987	-0.014	1.40	± 0.032

3.8 Reading on wavelength- Zinc (Zn) at 213.9 nm.

Element	Standard Value of RM (mg/l)	Reading (mg/l)	Error of Measurement (mg/l)	Error of Measurement (%)	Uncertainty (mg/l)
Zn	0.050	0.046	-0.004	8.00	± 0.013
	0.300	0.311	0.011	3.67	± 0.013
	0.700	0.665	-0.035	5.00	± 0.019

Remark : The reported uncertainty is an expanded uncertainty calculated using a coverage factor of 2 (k = 2) which gives a level of confidence of approximately 95%

Calibrated by 1. [redacted]

2. [redacted]

Approved by [redacted]

Senior Technical Officer

Acting Director of

Analytical Chemistry Laboratory

Issued Date : 15 Februay 2023

INDUSTRIAL METROLOGY AND TESTING SERVICE CENTRE

End of Certificate

The results relate only to the items tested/calibrated or value assigned.
Advertising the Report/Certificate and publicity of the results except in full are prohibited unless written permission is obtained from the governor of TISTR.

Head Office
35 Mu 3 Tambon Khlong Ha, Amphoe Khlong Luang, Changwat Pathumthani 12120, Thailand
Tel. (66) 0 2577 9000
Fax. (66) 0 2577 9009
E-mail : rumpai@tistr.or.th Website:www.tistr.or.th

Office/Laboratory
Soi 1C, Bangpoo Industrial Estate, Sukhumvit Road, Amphoe Muang, Changwat Samutprakan 10280, Thailand
Tel. (66) 0 2323 1672-80 ext. 115, 116
Fax. (66) 0 2323 9165
E-mail : mtc@tistr.or.th

Office
196 Phahonyothin Road, Chatuchak, Bangkok 10900, Thailand
Tel. (66) 0 2579 [illegible] 5225, 5217
Fax. (66) 0 2579 8592
E-mail : sumalee@tistr.or.th

เอกสารไม่ควบคุม

analytikjena
An Endress+Hauser Company

Maintenance Protocol

Atomic Fluorescence Spectrometer

mercur DUO / mercur DUO plus

เอกสารไม่ควบคุม

analytikjena
An Endress+Hauser Company

Serial-No.: K170A0153 Customer-No.:

Date: 2 February 2023 Carried out by: [redacted]

Maintenance with following Operational Qualification (OQ) ☐
(requires a separate OQ protocol)

Company	[redacted]
User	
Department	
Street	
Zip Code, City	
Country	
Phone	
Fax	
E-mail	

เอกสารไม่ควบคุม

Maintenance works basic unit

tightness visual check inside the Mercur	☑
visual check if gold-traps are broken	☑
visual check if spectrometer is contaminated	☑
visual check of the fluorescence cell	☑
visual check of the absorption cell, incl. window	☑
reactor cleaning	☑
check pump-hose, if necessary change it	☑
check swivel drive (SEV)	☑
check drying-hose, output gas-liquid-separator	☑
test Bubble-Sensor	☑
check gas flows	☑
check volume flows, reagents	☑
recording stray light values	☑
measurement with 30 ng/l	☑

Maintenance works Autosampler

Serial No.: N/A

lubricate the dosing-winding (Teflon-grease-spray)	☐
clean the dosing cylinder, if necessary exchange it	☐
lubricate the winding system of the height drive with some drops of oil	☐
check the toothed belt	☐
check the position of the mechanical stopper (height: 13mm)	☐
check the pump rate of mixing pump (<14s AS52, typ.7s/<20s AS52S, typ.10s)	☐
check the pump rate of washing cup	☐
check the electrical hose connections for good contact	☐
check the connectors of the magnetic valves	☐
check the dosing hose for buckling, if necessary exchange it	☐

เอกสารไม่ควบคุม

Device parameter		nominal value	actual value
visual check general tightness inside the Mercur		o.k.: ☑	changed: ☐
visual check Goldtraps		o.k.: ☑	changed: ☐
visual check spectrometer			
Fluorescence cell		o.k.: ☑	changed: ☐
Absorption cell, incl. window		o.k.: ☑	changed: ☐
lens		o.k.: ☑	changed: ☐
Swivel drive (SEV)		o.k.: ☑	changed: ☐
check pump hoses		o.k.: ☑	changed: ☐
check hoses and hose connectors		o.k.: ☑	changed: ☐
check and clean reactor		o.k.: ☑	changed: ☐
check drying hose output Gas-liquid-seperator		o.k.: ☑	changed: ☐
check bubble-sensor		o.k.: ☑	not o.k.: ☐
Check gasflow			
Argon pressure valve 4		1.2 – 1.5 bar	1.5 bar
Valve 1		10 Nl/h or 0.166 NL/min	0.167 NL/min
Valve 2		50 Nl/h or 0.833 NL/min	0.833 NL/min
Valve 3		5 Nl/h or 0.083 NL/min	0.084 NL/min
Valve 4		10 Nl/h or 0.166 NL/min	0.166 NL/min
Check liquidflow			
Acid		2.5ml/min ± 1 ml	2.5 ml/min
Red.-agent		2.5ml/min ± 1 ml	2.5 ml/min
Sample		10ml/min ± 2 ml	10 ml/min
Adventitious light - values	**(V)**	**from file**	
	100	0	0
	200	0	0
	300	0	0
	350	0	0
	400	1	1
	450	3	3
	500	8	8
	550	18	18
	575	26	26
	600	37	35

เอกสารไม่ควบคุม

Device parameter	nominal value	actual value
Analytical parameters Fluorescence cell		
Conditions.: max.conc.: 10µg/L PMT-voltage: .....453.....V		
Blank-solution		Int .0.0007.....
without enrichment / FBR 30 ng/L	Int > 0.0015 RSD < 3 %	Int_1.0.0031..... RSD.1.13....%
Conditions.: max.conc.: 1.7µg/L PMT-voltage: .....444.....V		
Blank-solution		Int..0.0012....
with enrichment / FBR 30 ng/L	Int > 0.008 RSD < 3 %	Int_2.0.0117..... RSD.2.90....%
Fok.- factor (Int_2 / Int_1)	> 3.5	3.77
Analytical parameters Absorption cell		
Blank-solution		Ext.0.00168...
without enrichment / FBR 100 ng/L	Ext. > 0.0012 RSD < 5 %	Ext.0.00500.... RSD.1.39....%
Comments		
# Sensitivity check (Without enrichment / FBR / 100 ng/L)		
Int. Blank = 0.000811		
Int. 100 ng/L = 0.009981		

[redacted]

3 February 2023
Place, Date (DD/MM/YYYY)

3 February 2023
Place, Date (DD/MM/YYYY)

เอกสารไม่ควบคุม

Mercur

Report file: C:\WinAAS\TMP\2023\Result\WO\Pro_019
Program version: 4.7.9.0 Printed on: 8/02/2023 10:16
Recording started on 8/02/2023 10:07 GMT+7.0
Operator:
Laboratory:
Code:

Remarks:

Method parameters

Hg

Method: Without Enrichment / FBR / 30 µg/L_PM_3-02-2023
Created on: 8/02/2023 Time: 10:06
Program: ---

Parameters Mercur Technique: Hg fluorescence

Line	253.7 nm		
Lamp type	Hg-LP		
Integr. mode	Peak height	Integr. time	35 s
PMT	451 V		
AZ time	5 s	Peak smoothing	12/5
Delay	0 s		

Working mode	w/o enrich.	System cleaning	Off
FBR technique	on	Wash time acid	10 s
Pump speed	3	Soaking time	20 s
Sample load time	12 s	Gas load time	10 NL/h
Reaction time	12 s		
Waiting time AZ	5 s		
Delay	0 s		
Purge time1	30 s		
Purge time2	15 s	Gas wash time2	10 NL/h

เอกสารไม่ควบคุม

QC parameters

QC type	Conc. check		
QC check samp. 1	---	QC check samp. 2	---
Conc.	---	Conc.	---
Error limit	---	Error limit	---
Rep. measurement	off	Reaction	flag + continue
QC std.1 no.	1(30.000 ng/L)	QC std.2 no.	3(0.100 ng/L)
QC std.1 limit	± 20.00%	QC std.2 limit	± 20.00%
QC std. act.	flag + continue		
Expect. blank abs.	0.0100± 0.0100	Reaction	flag + continue
QC precision	off		
		Reaction	off
		QC Recal.factor	Off

Calibration settings

Calib. meth	Standard calib.	Calibr. unit	ng/L
No. standards	1	Conversion fac.	1000000
Type of standards	---	Standard prep.	Premixed
		Blank correct.	---
		Recalib. std. no.	---
Output unit	µg/L	Conversion fac.	1000
Calib. stat.	Mean	Meas. cycles	3
		Blind cycles	1
Stock sol. 1	---	Stock sol. 2	---
Stock sol. 3	---	Stock sol. 4	---
Type of cal. curve	linear	Intercept	Zero
Weighted cal.	off	Grubbs stat.	off
Check of cal. curve	no outlier test		

Sample statistics

Stat. mode	Mean	Meas. cycles	3
Confid. level	95.4 %	Blind cycles	1
Grubbs stat.	off		

Calibration standards **Hg**

No	Name	State	Pos	Conc./ ng/L	Ints	SD	RSD/%
1	Cal-Zero	(--)	##	0.000	H: **0.000774**	**0.000038**	**4.995**
					A: 0.01847	0.000554	3.002
2	Cal-Std1	(--)	##	30.000	H: **0.003169**	**0.000036**	**1.137**
					A: 0.05036	0.000069	0.138

เอกสารไม่ควบคุม

Calibration function 1 **8/02/2023 10:16 Calibration (Peak height)**

Ints=k1+k2*conc

k1=0.000775 k2=0.000080 Recal. factor: ---

Slope	0.00008 Ints/(ng/L)	R2-adjusted	1.0000
sc0	1.00000 ng/L		
Lower limit	0 ng/L	Upper limit	33.0 ng/L
Detection limit	---	Deter. limit	---

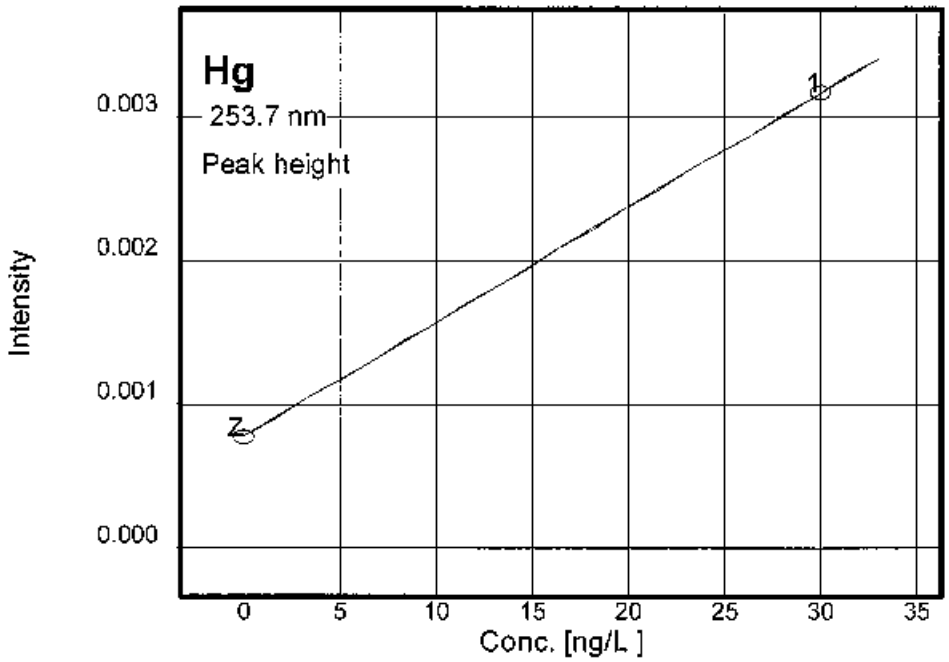

Measurements and events (sorted by time)

Hg	Without Enrichment / FBR / 30 µg/L_PM_3-02-2023					8/02/2023	10:07
ID	**Conc.**	**Ints**	**BG**	**SD**	**RSD/%**	**Int. type**	**Time**
Cal-Zero		0.000816				PkH	10:09
		0.000765					10:10
		0.000741					10:11
	0ng/L	0.000774		0.000038690	4.995		10:11
Cal-Std1		0.003130				PkH	10:14
		0.003177					10:15
		0.003201					10:16
	30.00ng/L	0.003169		0.000036050	1.137		10:16
Calibration	Calibration function: 01						10:16

เอกสารไม่ควบคุม

Peak plots Hg

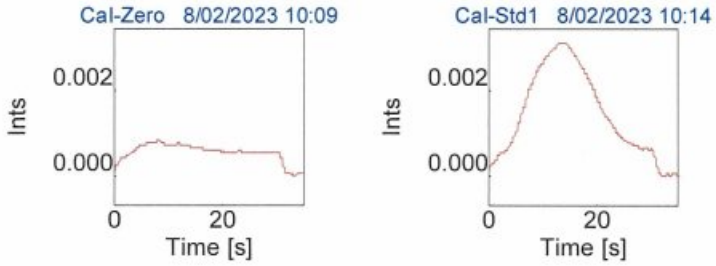

เอกสารไม่ควบคุม

Mercur

Report file: C:\WinAAS\TMP\2023\Result\WO\Pro_017
Program version: 4.7.9.0 Printed on: 3/02/2023 14:44
Recording started on 3/02/2023 14:25 GMT+7.0

Operator:
Laboratory:
Code:

Remarks:

Method parameters **Hg**

Method Enrichment / FBR /30 µg/L_PM 3-02-2023
Created on 3/02/2023 Time 13:41
Program ---

Parameters Mercur Technique: Hg fluorescence

Line	253.7 nm		
Lamp type	Hg-LP		
Integr. mode	Peak height	Integr. time	20 s
PMT	444 V		
AZ time	5 s	Peak smoothing	8/5
Delay	0 s		

Working mode	Enr. w/o reload.	System cleaning	Off
FBR technique	on	Wash time acid	10 s
Pump speed	3	Soaking time	20 s
Sample load time	10 s	Gas load time	10 NL/h
Reaction time	10 s		
Waiting time AZ	5 s		
Delay	0 s		
Purge time1	20 s		
Purge time2	15 s	Gas wash time2	10 NL/h
Purge time3	10 s	Gas wash time3	10 NL/h
Heat.time coll.1	20 s	Cool. time coll.1	30 s

เอกสารไม่ควบคุม

QC parameters

QC type	Conc. check		
QC check samp. 1	---	QC check samp. 2	---
Conc.	---	Conc.	---
Error limit	---	Error limit	---
Rep. measurement	off	Reaction	flag + continue
QC std.1 no.	1(30.000 ng/L)	QC std.2 no.	1(30.000 ng/L)
QC std.1 limit	± 50.00%	QC std.2 limit	± 50.00%
QC std. act.	flag + continue		
Expect. blank abs.	0.0100± 0.0100	Reaction	flag + continue
QC precision	off		
		Reaction	off
		QC Recal.factor	Off

Calibration settings

Calib. meth	Standard calib.	Calibr. unit	ng/L
No. standards	1	Conversion fac.	1000000
Type of standards	---	Standard prep.	Premixed
		Blank correct.	---
		Recalib. std. no.	---
Output unit	µg/L	Conversion fac.	1000
Calib. stat.	Mean	Meas. cycles	3
		Blind cycles	1
Stock sol. 1	---	Stock sol. 2	---
Stock sol. 3	---	Stock sol. 4	---
Type of cal. curve	linear	Intercept	calculated
Weighted cal.	off	Grubbs stat.	off
Check of cal. curve	no outlier test		

Sample statistics

Stat. mode	off	Meas. cycles	1
Confid. level	95.4 %	Blind cycles	1
Grubbs stat.	---		

Calibration standards **Hg**

No	Name	State	Pos	Conc./ ng/L	Ints	SD	RSD/%
1	Cal-Zero	(--)	##	0.000	H: **0.001256** A: 0.003771	**0.000060** 0.000252	**4.833** 6.708
2	Cal-Std1	(--)	##	30.000	H: **0.01174** A: 0.03281	**0.000341** 0.000721	**2.909** 2.200

เอกสารไม่ควบคุม

Calibration function 1 **3/02/2023 14:38 Calibration (Peak height)**

Ints=k1+k2*conc

k1=0.001256 k2=0.000349 Recal. factor: ---

Slope	0.00035 Ints/(ng/L)	R2-adjusted	1.0000
sc0	1.00000 ng/L		
Lower limit	0 ng/L	Upper limit	33.0 ng/L
Detection limit	---	Deter. limit	---

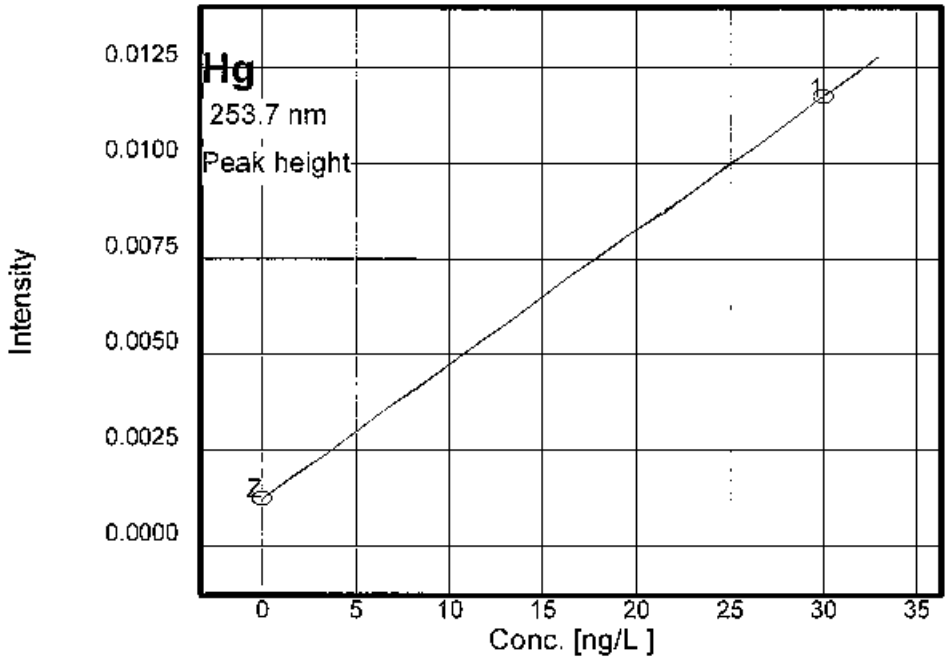

Measurements and events (sorted by time)

Hg	Enrichment / FBR /30 µg/L_PM 3-02-2023					3/02/2023	14:25
ID	**Conc.**	**Ints**	**BG**	**SD**	**RSD/%**	**Int. type**	**Time**
Cal-Zero		0.001263				PkH	14:28
		0.001313					14:30
		0.001192					14:31
	0ng/L	0.001256		0.000060700	4.833		14:31
Cal-Std1		0.01135				PkH	14:35
		0.01189					14:36
		0.01198					14:38
	30.00ng/L	0.01174		0.0003415	2.909		14:38
Calibration	Calibration function: 01						14:38

เอกสารไม่ควบคุม

Peak plots Hg

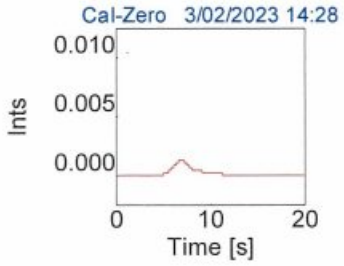

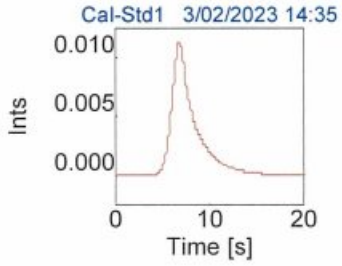

เอกสารไม่ควบคุม

Mercur

Report file: C:\WinAAS\TMP\2023\Result\WO\Pro_025
Program version: 4.7.9.0 Printed on: 8/02/2023 11:44
Recording started on 8/02/2023 11:31 GMT+7.0
Operator:
Laboratory:
Code:

Remarks:

Method parameters

Hg

Method: Without enrichment / FBR 100 ng/L PM_3-02-2023
Created on: 3/02/2023 Time 11:53
Program: ---

Parameters Mercur Technique: Hg absorption

Line	253.7 nm		
Lamp type	Hg-LP		
Integr. mode	Peak height	Integr. time	55 s
PMT	238 V		
AZ time	5 s	Peak smoothing	12/5
Delay	0 s		

Working mode	w/o enrich.	System cleaning	Acid
FBR technique	off	Wash time acid	15 s
Pump speed	4	Soaking time	20 s
Sample load time	8 s	Gas load time	10 NL/h
Reaction time	12 s		
Waiting time AZ	15 s		
Purge time1	40 s		

QC parameters

QC type	Conc. check		
QC check samp. 1	---	QC check samp. 2	---
Conc.	---	Conc.	---
Error limit	---	Error limit	---
Rep. measurement	off	Reaction	flag + continue
QC std.1 no.	1(100.00 ng/L)	QC std.2 no.	1(100.00 ng/L)
QC std.1 limit	± 50.00%	QC std.2 limit	± 0.00%
QC std. act.	flag + continue		
Expect. blank abs.	0.0100± 0.0100	Reaction	flag + continue
QC precision	off		
		Reaction	off
		QC Recal.factor	Off

เอกสารไม่ควบคุม

Calibration settings

Calib. meth	Standard calib.	Calibr. unit	ng/L
No. standards	1	Conversion fac.	1000000
Type of standards	---	Standard prep.	Premixed
		Blank correct.	---
		Recalib. std. no.	---
Output unit	µg/L	Conversion fac.	1000
Calib. stat.	Mean	Meas. cycles	3
		Blind cycles	1
Stock sol. 1	---	Stock sol. 2	---
Stock sol. 3	---	Stock sol. 4	---
Type of cal. curve	linear	Intercept	calculated
Weighted cal.	off	Grubbs stat.	off
Check of cal. curve	no outlier test		

Sample statistics

Stat. mode	Mean	Meas. cycles	2
Confid. level	95.4 %	Blind cycles	1
Grubbs stat.	---		

Calibration standards **Hg**

No	Name	State	Pos	Conc./ ng/L	Abs	SD	RSD/%
1	Cal-Zero	(--)	##	0.00	H: **0.000383** A: 0.009152	**0.000070** 0.002492	**18.47** 27.24
2	Cal-Std1	(--)	##	100.00	H: **0.002931** A: 0.040677	**0.000034** 0.002788	**1.163** 6.855

Calibration function 1 8/02/2023 11:43 Calibration (Peak height)

Abs=k1+k2*conc

k1=0.000383 k2=0.000025 Recal. factor: ---

Slope	0.00003 Abs/(ng/L)	R2-adjusted	1.0000
sc0	1.00000 ng/L	Charact. conc.	171.082 (ng/L)/1%I
Lower limit	0 ng/L	Upper limit	110. ng/L
Detection limit	---	Deter. limit	---

เอกสารไม่ควบคุม

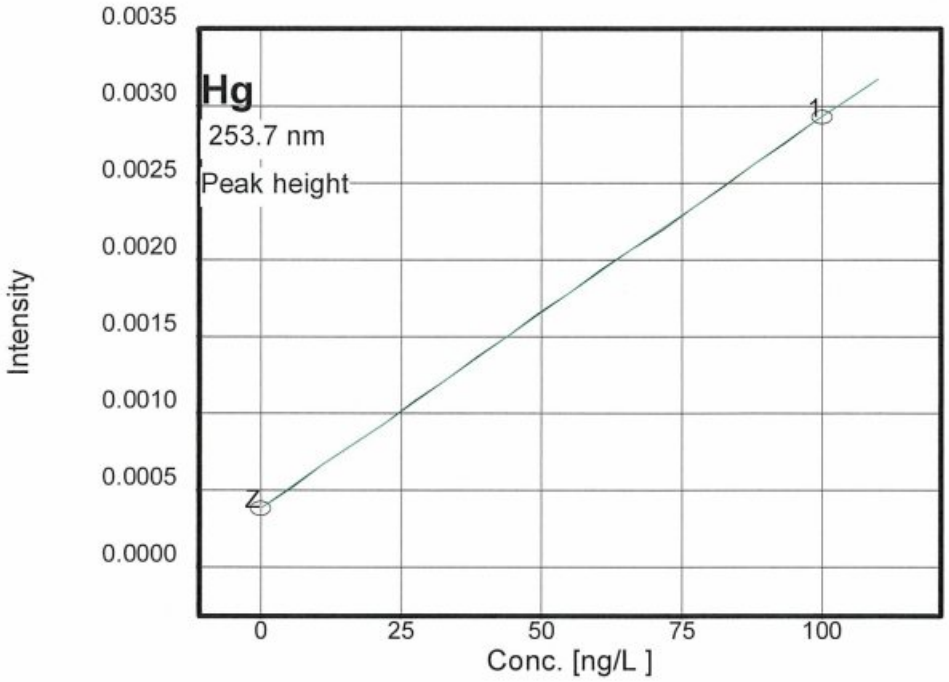

Measurements and events (sorted by time)

Hg	Without enrichment / FBR 100 ng/L PM_3-02-2023					8/02/2023	11:31
ID	**Conc.**	**Abs**	**BG**	**SD**	**RSD/%**	**Int. type**	**Time**
Cal-Zero		0.000363				PkH	11:34
		0.000324					11:35
		0.000461					11:37
	0ng/L	0.000383		0.000070827	18.47		11:37
Cal-Std1		0.002954				PkH	11:40
		0.002948					11:41
		0.002892					11:43
	100.ng/L	0.002931		0.000034104	1.163		11:43
Calibration	Calibration function: 01						11:43

Peak plots

Hg

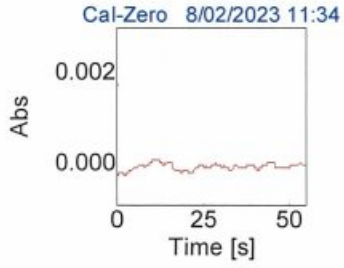

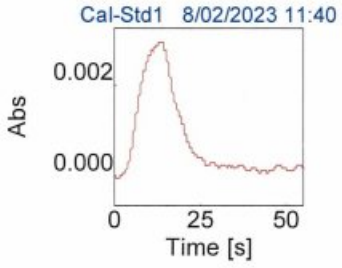

เอกสารไม่ควบคุม

Mercur

Report file: C:\WinAAS\TMP\2023\Result\WO\Pro_024
Program version: 4.7.9.0 Printed on: 8/02/2023 11:22
Recording started on 8/02/2023 11:13 GMT+7.0
Operator:
Laboratory:
Code:

Remarks:

Method parameters

Hg

Method: Without Enrichment / FBR / 100 µg/L_PM_3-02-2023
Created on: 8/02/2023 Time: 10:56
Program: ---

Parameters Mercur Technique: Hg fluorescence

Line	253.7 nm		
Lamp type	Hg-LP		
Integr. mode	Peak height	Integr. time	35 s
PMT	451 V		
AZ time	5 s	Peak smoothing	12/5
Delay	0 s		

Working mode	w/o enrich.	System cleaning	Off
FBR technique	on	Wash time acid	10 s
Pump speed	3	Soaking time	20 s
Sample load time	12 s	Gas load time	10 NL/h
Reaction time	12 s		
Waiting time AZ	5 s		
Delay	0 s		
Purge time1	30 s		
Purge time2	15 s	Gas wash time2	10 NL/h

เอกสารไม่ควบคุม

QC parameters

QC type	Conc. check		
QC check samp. 1	---	QC check samp. 2	---
Conc.	---	Conc.	---
Error limit	---	Error limit	---
Rep. measurement	off	Reaction	flag + continue
QC std.1 no.	1(100.000 ng/L)	QC std.2 no.	3(0.100 ng/L)
QC std.1 limit	± 20.00%	QC std.2 limit	± 20.00%
QC std. act.	flag + continue		
Expect. blank abs.	0.0100± 0.0100	Reaction	flag + continue
QC precision	off		
		Reaction	off
		QC Recal.factor	Off

Calibration settings

Calib. meth	Standard calib.	Calibr. unit	ng/L
No. standards	1	Conversion fac.	1000000
Type of standards	---	Standard prep.	Premixed
		Blank correct.	---
		Recalib. std. no.	---
Output unit	µg/L	Conversion fac.	1000
Calib. stat.	Mean	Meas. cycles	3
		Blind cycles	1
Stock sol. 1	---	Stock sol. 2	---
Stock sol. 3	---	Stock sol. 4	---
Type of cal. curve	linear	Intercept	Zero
Weighted cal.	off	Grubbs stat.	off
Check of cal. curve	no outlier test		

Sample statistics

Stat. mode	Mean	Meas. cycles	3
Confid. level	95.4 %	Blind cycles	1
Grubbs stat.	off		

Calibration standards **Hg**

No	Name	State	Pos	Conc./ ng/L	Ints	SD	RSD/%
1	Cal-Zero	(--)	##	0.000	H: **0.000811** A: 0.01927	**0.000020** 0.000649	**2.545** 3.371
2	Cal-Std1	(--)	##	100.000	H: **0.009981** A: 0.1406	**0.000073** 0.001352	**0.739** 0.961

เอกสารไม่ควบคุม

Calibration function 1 **8/02/2023 11:22 Calibration (Peak height)**

Ints=k1+k2*conc

k1=0.000812 k2=0.000092 Recal. factor: ---

Slope	0.00009 Ints/(ng/L)	R2-adjusted	1.0000
sc0	1.00000 ng/L		
Lower limit	0 ng/L	Upper limit	110. ng/L
Detection limit	---	Deter. limit	---

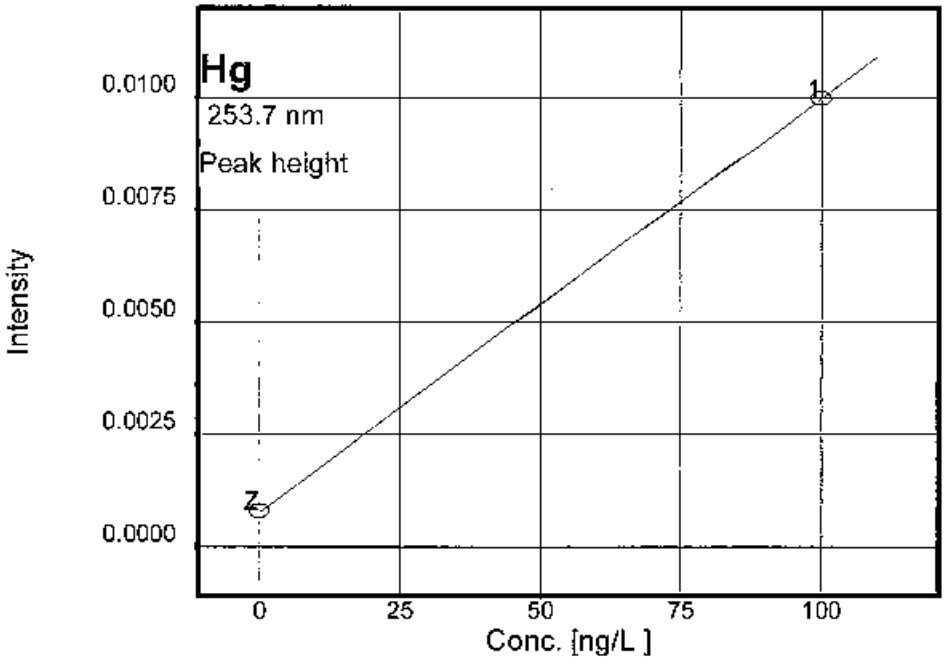

Measurements and events (sorted by time)

Hg	Without Enrichment / FBR / 100 µg/L_PM_3-02-2023					8/02/2023	11:13
ID	**Conc.**	**Ints**	**BG**	**SD**	**RSD/%**	**Int. type**	**Time**
Cal-Zero		0.000796				PkH	11:15
		0.000803					11:16
		0.000835					11:17
	0ng/L	0.000811		0.000020660	2.545		11:17
Cal-Std1		0.009957				PkH	11:20
		0.009921					11:21
		0.01006					11:21
	100.0ng/L	0.009981		0.000073720	0.739		11:21
Calibration	Calibration function: 01						11:22

เอกสารไม่ควบคุม

Peak plots **Hg**

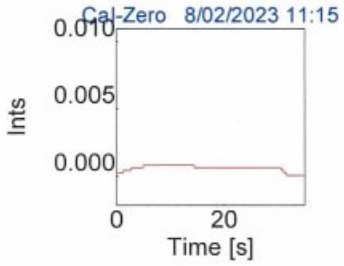

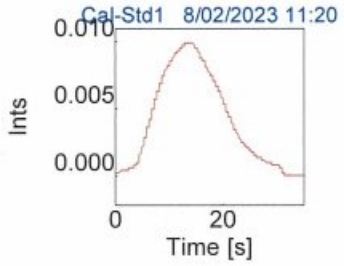

เอกสารไม่ควบคุม

analytikjena
An Endress+Hauser Company
Analytik Jena Instruments (Thailand) Ltd.
35 Moo 5. 345 Road, Khlong Khoi, Pak Kret,
Nonthaburi. 11120 Thailand.
Phone: +66(2) 1062970-72
Fax: +66(2) 1062973
www.analytik-jena.com

Service Report

Customer's address :	Customer's Ref. No.
บริษัท ยู ไนเทด แอนาลิติคอล เซอร์วิสเซส จำกัด 3 ซอยอุดมสุข 11 ถนนสุขุมวิท แขวงบางจาก เขตพระโขนง กรุงเทพมหานคร 10260	

DISTRIBUTOR
AJ - TH.

E-mail : [redacted]

Job No. 230155 PM		Date : 2/2/2023	Page : 1/1
Instrument model : Mercur Duo		Software Version No.	4.7.9.0

☐ Repair (RE) ☑ Maintenance (PM) ☐ Installation (IN) ☐ Warranty ☐ Application (AP) ☐ Site Prep.(SP) ☐ Visit(VI)

Fault / Claim : Preventive Maintenance (PM 2/6) ☐☐☐ Error Code

Action taken :
- Maintenance Work Basic Unit
- Check Device parameter.
- Check gas flow.
- Check liquid flow.
- Check Adventitious light - Values

\# Test run Analytical parameter Fluorescence cell
Test run Analytical parameter Absorption cell

\# ต่ำสุดที่วัดได้ (0.00288-0.00432)
Meth : Without Enrichment.



\# ต่ำสุดที่วัดได้ (0.00288-0.00432)
Meth : Without Enrichment.



Action Pending / Recommendation : เครื่องใช้งานได้ปกติ.

☐ Spare Part ☐ Instrument Configuration

Item No.	Name	Quantity	Unit Price
1.			
2.			
3.			
4.			
5.			
6.			
7.			
8.			

Herewith the undersigned confirm the time devoted, the work performed, the perfect function of the device, and the receipt/delivery of the specified spare parts.
*Traveled hours and kilometers can only be entered after the return of the service engineer.

[redacted]

3/2/2023

Work completed?
☑ Yes
☐ No

Services are subject to the General Terms and Conditions of Analytik Jena AG, which will be sent on request.

เอกสารไม่ควบคุม

อุตสาหกรรมพัฒนามูลนิธิเพื่อสถาบันอาหาร
ศูนย์บริการห้องปฏิบัติการอุตสาหกรรมอาหาร
Foundation for Industrial Development National Food Institute
Food Industrial Laboratory Service Center
national food institute
ministry of industry

NSC-TISI-TIS 17025
CALIBRATION 0061

Calibration Certificate

Certificate No.: 2203120-001-01
Client name: UNITED ANALYST AND ENGINEERING CONSULTANT CO., LTD.
Address: 3 Soi Udomsuk 41, Sukhumvit Road,
Bangchack, Prakhanong, Bangkok 10260

Equipment: Electronic Balance

Manufacturer: METTLER TOLEDO

Model: AB204-S/FACT

Serial No.: 1129361010

ID No.: UAE.WAS.002/2552

Order No.: 2203120

Operation No.: 2203120-001

Date of Receipt: 1 June 2022

Date of Calibration: 1 June 2022

Calibrated by Mr.Taveesak Seilee
Scientist

Approved by [redacted]
(Mr.Pheraphat Tuanjit)
Manager, Division of Calibration Laboratory
Responsible for the Technical Management Team

Date of Issue: 7 June 2022

The uncertainties are for a confidence probability of approximately 95%

This Certificate is issued in accordance with the conditions of accreditation granted by the Thai Laboratory Accreditation Scheme which has assessed the measurement capability of the laboratory and its traceability to recognized national standards and to the units of measurement realized at the corresponding national standards laboratory. This certificate may not be reproduced other than in full except with the prior written approval of the National Food Institute.

เอกสารไม่ควบคุม

2008 ซอยอรุณอมรินทร์ 36 ถนนอรุณอมรินทร์ แขวงบางยี่ขัน เขตบางพลัด กรุงเทพมหานคร 10700
2008 Soi 36, Arun Amarin Road, Bang Yi Khan Subdistrict, Bang Phlat District, Bangkok 10700, Thailand
Tel: +66(0) 2422 8688 Fax: +66(0) 2422 8545
nfi.or.th

nfi
national food institute
ministry of industry
อุตสาหกรรมพัฒนามูลนิธิเพื่อสถาบันอาหาร
ศูนย์บริการห้องปฏิบัติการอุตสาหกรรมอาหาร
Foundation for Industrial Development National Food Institute
Food Industrial Laboratory Service Center

ilac-MRA

MC THAILAND
NSC-TISI-TIS 17025
CALIBRATION 0061

Calibration Report

Certificate No.: 2203120-001-01

Equipment: Electronic Balance

Manufacturer: METTLER TOLEDO

Model: AB204-S/FACT

Resolution: 0.0001 g

Serial No.: 1129361010

ID No.: UAE.WAS.002/2552

Capacity: 220 g

Date of Calibration: 1 June 2022

Environment Condition: Ambient Temperature: 19.9 ± 0.3 °C Relative Humidity: 45 ± 1.5 %

Place of Calibration: 108, Balance Room, UNITED ANALYST AND ENGINEERING CONSULTANT CO., LTD.

Condition of Equipment: Good Condition

Condition of This Results of Calibration:

1. Calibration Method: NFI Method W-MA-001 In-House Method based on UKAS Lab 14 : 2019

2. Reference Standards:

Reference Standard	Model	Serial No.	Calibrated By	Certificate No.	Due Date
Standard Weight Class E2	1-500mg	B308068554	TCS	M2201020S	6 January 2023
Standard Weight Class E2	1-500g	B308068128	TCS	M2201021S	6 January 2023
Instrument	**Model**	**Serial No.**	**Calibrated By**	**Certificate No.**	**Due Date**
Thermo-Hygro Meter	PONPE 490	NFI.BTH 010/18	Quality Reborn	QR22-0350	18 February 2023

3. This certification is traceable to SI UNIT

4. This certificate was certified only for the instrument we calibrated.

5. This result of calibration was found accurate as shown on date and place of calibration only.

Calibration Results:

1. Repeatability of Reading:

Nominal Value (g)	Standard Deviation of Reading (g)
100	0.000048
200	0.000052

2. Off-Center Error:

A mass of 50 g was placed and moved to various position on pan.

The balance reading obtained is given in the table.

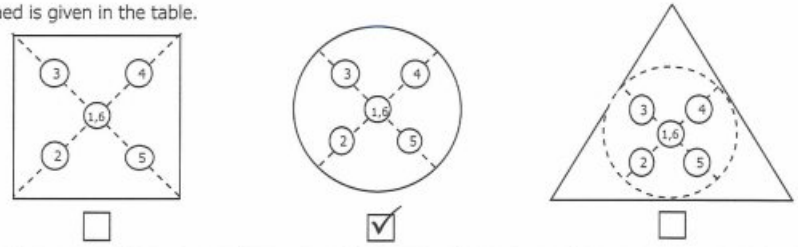

☐ ☑ ☐

1 (g)	2 (g)	3 (g)	4 (g)	5 (g)	6 (g)	(Maximum Difference) (g)
49.9999	49.9998	49.9998	49.9999	49.9998	49.9998	0.0001

[redacted]

เอกสารไม่ควบคุม

2008 ซอยอรุณอมรินทร์ 36 ถนนอรุณอมรินทร์ แขวงบางยี่ขัน เขตบางพลัด กรุงเทพมหานคร 10700
2008 Soi 36, Arun Amarin Road, Bang Yi Khan Subdistrict, Bang Phlat District, Bangkok 10700, Thailand
Tel: +66(0) 2422 8688 Fax: +66(0) 2422 8545
nfi.or.th

nfi
national food institute
ministry of industry
อุตสาหกรรมพัฒนามูลนิธิเพื่อสถาบันอาหาร
ศูนย์บริการห้องปฏิบัติการอุตสาหกรรมอาหาร
Foundation for Industrial Development National Food Institute
Food Industrial Laboratory Service Center

ilac-MRA

MC THAILAND
NSC-TISI-TIS 17025
CALIBRATION 0061

Calibration Report

Certificate No.: **2203120-001-01**

Equipment: Electronic Balance
Manufacturer: METTLER TOLEDO
Model: AB204-S/FACT
Resolution: 0.0001 g
Serial No.: 1129361010
ID No.: UAE.WAS.002/2552
Capacity: 220 g

Date of Calibration: 1 June 2022

Calibration Results: **(Continued)**

Calibration Range: 0 - 200 g

Calibration Adjustment: Internal Calibration

3. Departure from Nominal Value:

Nominal Value (g)	Standard Value (g)	Average Reading (g)	Correction (g)	Uncertainty (± g)	Coverage Factor *k*
Unload	0.00000	0.0000	0.0000	0.000088	2.00
0.01	0.01000	0.0100	0.0000	0.000088	2.00
0.05	0.05000	0.0499	0.0001	0.000088	2.00
0.1	0.10000	0.1000	0.0000	0.000088	2.00
0.2	0.20000	0.2000	0.0000	0.000088	2.00
0.5	0.50000	0.5000	0.0000	0.000088	2.00
1	1.00000	0.9999	0.0001	0.000088	2.00
2	2.00000	1.9999	0.0001	0.000089	2.00
5	5.00000	5.0000	0.0000	0.000089	2.00
10	9.99998	9.9999	0.0001	0.000092	2.00
20	19.99999	19.9999	0.0001	0.000094	2.00
50	49.99990	49.9999	0.0000	0.00012	2.00
70	69.99989	69.9998	0.0001	0.00014	2.00
100	100.00001	99.9999	0.0001	0.00017	2.00
150	149.99991	149.9997	0.0002	0.00022	2.00
200	200.00007	199.9998	0.0003	0.00030	2.00

The reported uncertainty of measurement was based on a standard uncertainty multiplied by a coverage factor *k* , providing a level of confidence of approximately 95 %.

[redacted]

---------- **End** ----------

เอกสารไม่ควบคุม

2008 ซอยอรุณอมรินทร์ 36 ถนนอรุณอมรินทร์ แขวงบางยี่ขัน เขตบางพลัด กรุงเทพมหานคร 10700
2008 Soi 36, Arun Amarin Road, Bang Yi Khan Subdistrict, Bang Phlat District, Bangkok 10700, Thailand
Tel: +66(0) 2422 8688 Fax: +66(0) 2422 8545
nfi.or.th

TECHNOLOGY PROMOTION ASSOCIATION (THAILAND-JAPAN)
CORPORATE SERVICES 3: EQUIPMENT CALIBRATION AND TESTING SERVICES
534/4 PATTANAKARN ROAD SOI 18, SUANLUANG, SUANLUANG BANGKOK 10250
TEL. 0-2717-3000-29 FAX. 0-2719-9484

NSC-TISI-TIS17025
CALIBRATION 0008

Certificate of Calibration

Equipment :	Incubator
Manufacturer :	Memmert
Model :	IPP 260
Serial No. :	V616.0066
ID No. :	UAE.MIC.032/2559
Submitted by :	United Analyst and Engineering Consultant Co.,Ltd. 3 Soi Udomsuk 41, Sukhumvit Road, Bangchak, Phrakhanong, Bangkok 10260
Location :	Microbiology Laboratory (302)
Received Order :	27 April 2023
Calibration Date :	27 - 28 April 2023
Ambient Temperature :	(26 ± 10) °C
Relative Humidity :	(50 ± 30) %
Calibrated by :	Tawatchai Pama
Approved by :	[redacted] Approved Signatory

( ) Pornthippa Tameyakul
(✓) Malee Butkruea
( ) Suwit Imjai

Issue Date : 11 May 2023

The Uncertainties are for a confidence probability of approximately 95%

This certificate may not be reproduced other than in full, except with the prior written
Approval of the head of Corporate Services 3 : Equipment Calibration and Testing Services.

เอกสารไม่ควบคุม

Equipment : Incubator
Condition As-Received : Used Item
Reference : 2304-0461OC-6
Result of Calibration :- (*) Without Adjustment
Function of UUC* : Temperature Source
Fresh air setting : Close

Cert. No.: 23TM728

Calibration Point (°C)	UUC* Setting (°C)	UUC* Reading (°C)	Temperature stability (± °C)	Temperature uniformity (°C)	Overall Variation (°C)	Coverage Factor *k*
25.0	25.0	25.0	0.020	0.81	1.2	2
36.0	36.0	36.0	0.15	1.1	1.6	2

Calibration Point (°C)	Measured Temperature (°C) Position									Uncertainty (±°C)
	1	2	3	4	5	6	7	8	9 (ref.)	
25.0	25.541	25.354	25.388	25.278	24.341	24.349	24.379	24.455	24.747	0.30
36.0	35.275	35.351	35.768	35.941	36.543	36.590	36.653	36.728	36.232	0.39

Average* : The average of 30 values in each position.
Temperature stability : One-half of the greatest maximum difference of measured temperature at any one sensor.
Temperature uniformity : The maximum difference of measured temperatures at any sensors and the measured temperature at the reference location which are observed at the same time or at as close an observation time as possible to determine the temperature pattern or homogeneity within the chamber under steady-state conditions.
Overall Variation : The Difference of the maximum and minimum measured temperatures throughout observation.
UUC* : Unit Under Calibration
Note : The reported uncertainty of measurement was included stability and excluded uniformity .

The reported uncertainty of measurement was based on a standard uncertainty multiplied by a coverage factor ***k***, providing a level of confidence of approximately 95 %.

-o0o-

เอกสารไม่ค[redacted]

Equipment : Incubator
Condition As-Received : Used Item
Reference : 2304-0461OC-6

Cert. No.: 23TM728

Procedure Used :-

Calibration were conducted using calibration procedure CP-OT02 according to direct measurement method with Data Acquisition which connected with Resistance Temperature Detector (RTD).

The temperature scale used was based on ITS-90.

Condition of this result of calibration

1. Reference standard instrument:-

Instrument	Model	Serial No.	Cert. No.	Due Date
1) Data Acquisition	34972A	MY57013711	22LM93	02 Jul 2023

2. This certificate is valid only to the item calibrated on date and place of calibration.
3. This certification is traceable to the International System of Unit.

Result of Calibration :- (*) Without Adjustment
Function of UUC* : Temperature Source
Fresh air setting : Close

Environment during calibration		
	Beginning	Finished
Temp. (°C)	25	22
REL.Humid. (%)	76	83
AC Supply (Volt)	231	231

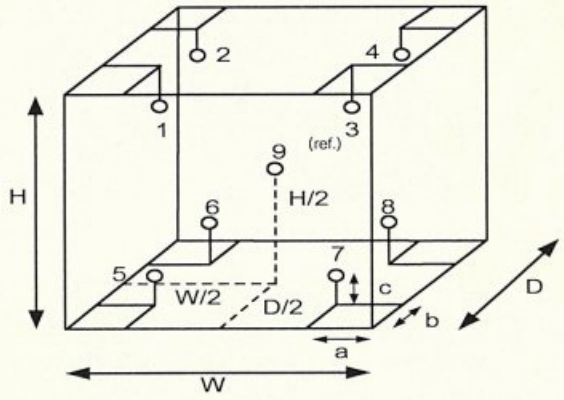

Position :	Ref. Std. ID No.:
1	22-18RTD-2/1
2	18RTD-2/2
3	18RTD-2/3
4	18RTD-2/4
5	18RTD-2/5
6	18RTD-2/6
7	18RTD-2/7
8	18RTD-2/8
9 (ref.)	18RTD-2/9

Probe Installation Details :

a =	10	cm
b =	10	cm
c =	10	cm

Dimension of Chamber :

D =	0.50	m
W =	0.64	m
H =	0.80	m
Capacity =	0.26	m^3

เอกสารไม่ค[redacted]

TECHNOLOGY PROMOTION ASSOCIATION (THAILAND-JAPAN)
CORPORATE SERVICES 3: EQUIPMENT CALIBRATION AND TESTING SERVICES
534/4 PATTANAKARN ROAD SOI 18, SUANLUANG, SUANLUANG BANGKOK 10250
TEL. 0-2717-3000-29 FAX. 0-2719-9484

NSC-TISI-TIS17025
CALIBRATION 0008

Cert. No.: 23TM765

Certificate of Calibration

Equipment :	Incubator
Manufacturer :	Memmert
Model :	IN 75
Serial No. :	D317.0307
ID No. :	UAE.MIC.023/2561
Submitted by :	United Analyst and Engineering Consultant Co.,Ltd. 3 Soi Udomsuk 41, Sukhumvit Road, Bangchak, Phrakhanong, Bangkok 10260
Location :	Microbiology Laboratory (302)
Received Order :	27 April 2023
Calibration Date :	27 April 2023
Ambient Temperature :	(26 ± 10) °C
Relative Humidity :	(50 ± 30) %
Calibrated by :	Preecha Hlahib
Approved by :	[redacted]

( ) Pornthippa Tameyakul
(/) Malee Butkruea
( ) Suwit Imjai

Issue Date : 11 May 2023

The Uncertainties are for a confidence probability of approximately 95%

This certificate may not be reproduced other than in full, except with the prior written
Approval of the head of Corporate Services 3 : Equipment Calibration and Testing Services.

เอกสารไม่ควบคุม

Equipment : Incubator
Condition As-Received : Used Item
Reference : 2304-0461OC-5
Result of Calibration :- (*) Without Adjustment
Function of UUC* : Temperature Source
Fresh air setting : Close

Cert. No.: 23TM765

Calibration Point (°C)	UUC* Setting (°C)	UUC* Reading (°C)	Temperature stability (± °C)	Temperature uniformity (°C)	Overall Variation (°C)	Coverage Factor *k*
37.0	37.0	37.0	0.070	0.28	0.39	2

Calibration Point (°C)	Measured Temperature (°C) Position									Uncertainty (±°C)
	1	2	3	4	5	6	7	8	9 (ref.)	
37.0	37.164	37.118	37.079	37.121	36.852	37.039	36.822	36.923	36.905	0.30

Average* : The average of 30 values in each position.
Temperature stability : One-half of the greatest maximum difference of measured temperature at any one sensor.
Temperature uniformity : The maximum difference of measured temperatures at any sensors and the measured temperature at the reference location which are observed at the same time or at as close an observation time as possible to determine the temperature pattern or homogeneity within the chamber under steady-state conditions.
Overall Variation : The Difference of the maximum and minimum measured temperatures throughout observation.
UUC* : Unit Under Calibration
Note : The reported uncertainty of measurement was included stability and excluded uniformity .

The reported uncertainty of measurement was based on a standard uncertainty multiplied by a coverage factor ***k***, providing a level of confidence of approximately 95 %.

-o0o-

เอกสารไ[redacted]ม

Equipment : Incubator
Condition As-Received : Used Item
Reference : 2304-0461OC-5

Cert. No.: 23TM765

Procedure Used :-

Calibration were conducted using calibration procedure CP-OT02 according to direct measurement method with Data Acquisition which connected with Resistance Temperature Detector (RTD).

The temperature scale used was based on ITS-90.

Condition of this result of calibration

1. Reference standard instrument:-

Instrument	Model	Serial No.	Cert. No.	Due Date
1) Data Acquisition	34972A	MY59003411	22LM165	26 Nov 2023

2. This certificate is valid only to the item calibrated on date and place of calibration.
3. This certification is traceable to the International System of Unit.

Result of Calibration :- (*) Without Adjustment
Function of UUC* : Temperature Source
Fresh air setting : Close

Environment during calibration		
	Beginning	Finished
Temp. (°C)	23	22
REL.Humid. (%)	69	73
AC Supply (Volt)	220	221

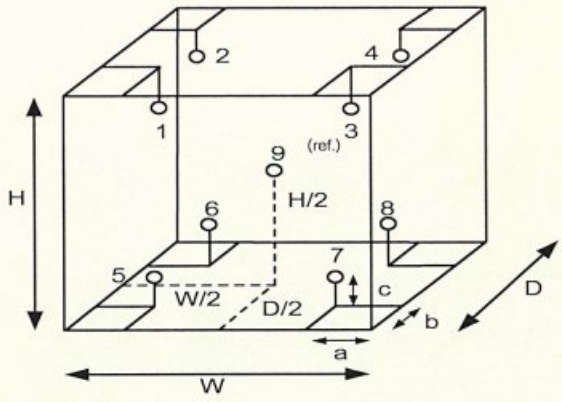

Position :	Ref. Std. ID No.:
1	20RTD-2/1
2	20RTD-2/2
3	20RTD-2/3
4	20RTD-2/4
5	20RTD-2/5
6	20RTD-2/6
7	20RTD-2/7
8	20RTD-2/8
9 (ref.)	20RTD-2/9

Probe Installation Details :

a =	5.0	cm
b =	5.0	cm
c =	5.0	cm

Dimension of Chamber :

D =	0.32	m
W =	0.42	m
H =	0.56	m
Capacity =	0.075	m^3

เอกสารไม่ค[redacted]

TECHNOLOGY PROMOTION ASSOCIATION (THAILAND-JAPAN)
CORPORATE SERVICES 3: EQUIPMENT CALIBRATION AND TESTING SERVICES
534/4 PATTANAKARN ROAD SOI 18, SUANLUANG, SUANLUANG BANGKOK 10250
TEL. 0-2717-3000-29 FAX. 0-2719-9484

NSC-TISI-TIS17025
CALIBRATION 0008

Certificate of Calibration

Equipment :	Incubator
Manufacturer :	Memmert
Model :	IPP 260
Serial No. :	V615.0187
ID No. :	UAE.MIC.003/2559
Submitted by :	United Analyst and Engineering Consultant Co.,Ltd. 3 Soi Udomsuk 41, Sukhumvit Road, Bangchak, Phrakhanong, Bangkok 10260
Location :	Microbiology Laboratory
Received Order :	11 April 2023
Calibration Date :	12 April 2023
Ambient Temperature :	(26 ± 10) °C
Relative Humidity :	(50 ± 30) %
Calibrated by :	Preecha Hlahib

Approved by : [redacted]
Approved Signatory

( ) Pornthippa Tameyakul
(/) Malee Butkruea
( ) Suwit Imjai

Issue Date : 24 April 2023

The Uncertainties are for a confidence probability of approximately 95%

This certificate may not be reproduced other than in full, except with the prior written
Approval of the head of Corporate Services 3 : Equipment Calibration and Testing Services.

เอกสารไม่ควบคุม

Equipment : Incubator
Condition As-Received : Used Item
Reference : 2304-0155OC-1

Cert. No.: 23TM378

Procedure Used :-

Calibration were conducted using calibration procedure CP-OT02 according to direct measurement method with Data Acquisition which connected with Resistance Temperature Detector (RTD).

The temperature scale used was based on ITS-90.

Condition of this result of calibration

1. Reference standard instrument:-

Instrument	Model	Serial No.	Cert. No.	Due Date
1) Data Acquisition	34972A	MY49001451	23LM27	25 Feb 2024

2. This certificate is valid only to the item calibrated on date and place of calibration.
3. This certification is traceable to the International System of Unit.

Result of Calibration :- (*) Without Adjustment
Function of UUC* : Temperature Source
Fresh air setting : Not Available

Environment during calibration		
	Beginning	Finished
Temp. (°C)	25	26
REL.Humid. (%)	57	61
AC Supply (Volt)	220	220

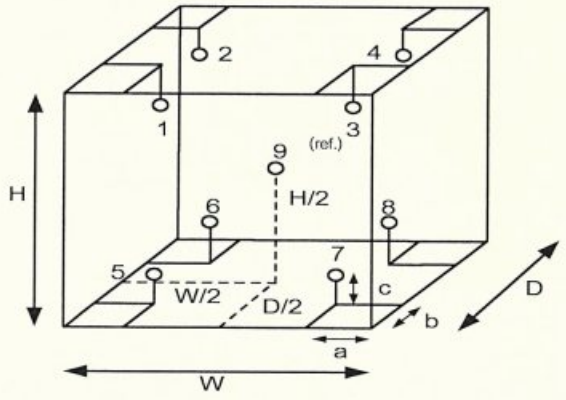

Position :	Ref. Std. ID No.:
1	19RTD-2/1
2	19RTD-2/2
3	19RTD-2/3
4	19RTD-2/4
5	19RTD-2/5
6	19RTD-2/6
7	19RTD-2/7
8	19RTD-2/8
9 (ref.)	19RTD-2/9

Probe Installation Details :

a =	5.0	cm
b =	5.0	cm
c =	5.0	cm

Dimension of Chamber :

D =	0.50	m
W =	0.64	m
H =	0.80	m
Capacity =	0.26	m^3

เอกสารไม่[redacted]

Equipment : Incubator
Condition As-Received : Used Item
Reference : 2304-0155OC-1
Result of Calibration :- (*) Without Adjustment
Function of UUC* : Temperature Source
Fresh air setting : Not Available

Cert. No.: 23TM378

Calibration Point (°C)	UUC* Setting (°C)	UUC* Reading (°C)	Temperature stability (± °C)	Temperature uniformity (°C)	Overall Variation (°C)	Coverage Factor *k*
35.0	35.0	35.0	0.052	0.53	0.60	2

Calibration Point (°C)	Measured Temperature (°C) Position									Uncertainty (±°C)
	1	2	3	4	5	6	7	8	9 (ref.)	
35.0	35.092	35.148	34.817	35.149	34.894	35.323	34.773	35.058	34.802	0.30

Average* : The average of 30 values in each position.
Temperature stability : One-half of the greatest maximum difference of measured temperature at any one sensor.
Temperature uniformity : The maximum difference of measured temperatures at any sensors and the measured temperature at the reference location which are observed at the same time or at as close an observation time as possible to determine the temperature pattern or homogeneity within the chamber under steady-state conditions.
Overall Variation : The Difference of the maximum and minimum measured temperatures throughout observation.
UUC* : Unit Under Calibration
Note : The reported uncertainty of measurement was included stability and excluded uniformity .

The reported uncertainty of measurement was based on a standard uncertainty multiplied by a coverage factor ***k***, providing a level of confidence of approximately 95 %.

-o0o-

เอกสารไม่ค[redacted]

TECHNOLOGY PROMOTION ASSOCIATION (THAILAND-JAPAN)
CORPORATE SERVICES 3: EQUIPMENT CALIBRATION AND TESTING SERVICES
534/4 PATTANAKARN ROAD SOI 18, SUANLUANG, SUANLUANG BANGKOK 10250
TEL. 0-2717-3000-29 FAX. 0-2719-9484

NSC-TISI-TIS17025
CALIBRATION 0008

Certificate of Calibration

Equipment :	Water Bath
Manufacturer :	Memmert
Model :	WNE 14
Serial No. :	L416.0606
ID No. :	UAE.MIC.002/2560
Submitted by :	United Analyst and Engineering Consultant Co.,Ltd. 3 Soi Udomsuk 41, Sukhumvit Road, Bangchak, Phrakhanong, Bangkok 10260
Location :	Microbiology Laboratory
Received Order :	15 February 2023
Calibration Date :	15 February 2023
Ambient Temperature :	(26 ± 10) °C
Relative Humidity :	(50 ± 30) %
Calibrated by :	Suwit Imjai
Approved by :	[redacted] Approved Signatory

( ) Pornthippa Tameyakul
(/) Malee Butkruea

Issue Date : 24 February 2023

The Uncertainties are for a confidence probability of approximately 95%

This certificate may not be reproduced other than in full, except with the prior written
Approval of the head of Corporate Services 3 : Equipment Calibration and Testing Services.

เอกสารไม่ควบคุม

Equipment : Water Bath
Condition As-Received : Used Item
Reference : 2302-0295OC-2

Cert. No.: 23TM193

Procedure Used :-

Calibration were conducted using in-house calibration procedure CP-OT04 according to direct measurement method with Data Acquisition which connected with Industrial Platinum Resistance Thermometer (IPRT).

The temperature scale used was based on ITS-90.

Condition of this result of calibration

1. Reference standard instrument:-

Instrument	Model	Serial No.	Cert. No.	Due Date
1) Data Acquisition	34972A	MY59003411	22LM165	26 Nov 2023

2. This certificate is valid only to the item calibrated on date and place of calibration.
3. This certification is traceable to the International System of Unit.

Result of Calibration :- (*) Without Adjustment

Function of UUC* : Temperature Source

	Environmental		AC Voltage Supply
	(°C)	(%R.H.)	(Volt)
Beginning of Calibration	22	65	231
Finished of Calibration	23	61	231

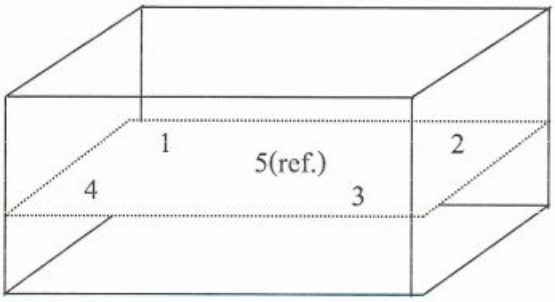

Front

Position :	Ref. Std. ID No.:
1	4804539-001
2	4804539-002
3	4804539-003
4	4804539-004
5(ref.)	4804539-005

เอกสารไม่ค[redacted]

Equipment : Water Bath
Condition As-Received : Used Item
Reference : 2302-0295OC-2
Result of Calibration :- (*) Without Adjustment
Function of UUC* : Temperature Source

Cert. No.: 23TM193

Calibration point (°C)	UUC* Setting (°C)	UUC* Reading (°C)	Average* Standard Reading (°C) Position				
			1	2	3	4	5 (ref.)
44.5	44.5	44.5	44.453	44.437	44.428	44.477	44.459

Calibration point (°C)	Uniformity (°C)	Stability (± °C)	Uncertainty (± °C)	Coverage Factor *k*
44.5	0.079	0.038	0.15	2

Average* : The average of 30 values in each position.
Uniformity : The maximum difference of measured temperatures at any sensors and the measured temperature at the reference location which are observed at the same time or at as close an observation time as possible to determine the temperature pattern or homogeneity within the chamber under steady-state conditions.
Stability : One-half of the greatest maximum difference of measured temperature at any one probe.
UUC* : Unit Under Calibration
Note : The reported uncertainty of measurement was included stability and excluded uniformity.

The reported uncertainty of measurement was based on a standard uncertainty multiplied by a coverage factor ***k***, providing a level of confidence of approximately 95 %.

-o0o-

เอกสารไม่ควร[redacted]

TECHNOLOGY PROMOTION ASSOCIATION (THAILAND-JAPAN)
CORPORATE SERVICES 3: EQUIPMENT CALIBRATION AND TESTING SERVICES
534/4 PATTANAKARN ROAD SOI 18, SUANLUANG, SUANLUANG BANGKOK 10250
TEL. 0-2717-3000-29 FAX. 0-2719-9484

NSC-TISI-TIS17025
CALIBRATION 0008

Cert. No.: 23TM194

Certificate of Calibration

Equipment :	Water Bath
Manufacturer :	Memmert
Model :	WNE 14
Serial No. :	L416.0612
ID No. :	UAE.MIC.003/2560
Submitted by :	United Analyst and Engineering Consultant Co.,Ltd. 3 Soi Udomsuk 41, Sukhumvit Road, Bangchak, Phrakhanong, Bangkok 10260
Location :	Microbiology Laboratory
Received Order :	15 February 2023
Calibration Date :	15 February 2023
Ambient Temperature :	(26 ± 10) °C
Relative Humidity :	(50 ± 30) %
Calibrated by :	Suwit Imjai
Approved by :	[redacted] Approved Signatory

( ) Pornthippa Tameyakul
(✓) Malee Butkruea

Issue Date : 24 February 2023

The Uncertainties are for a confidence probability of approximately 95%

This certificate may not be reproduced other than in full, except with the prior written
Approval of the head of Corporate Services 3 : Equipment Calibration and Testing Services.

เอกสารไม่ควบคุม

Equipment : Water Bath
Condition As-Received : Used Item
Reference : 2302-0295OC-3

Cert. No.: 23TM194

Procedure Used :-

Calibration were conducted using in-house calibration procedure CP-OT04 according to direct measurement method with Data Acquisition which connected with Industrial Platinum Resistance Thermometer (IPRT).

The temperature scale used was based on ITS-90.

Condition of this result of calibration

1. Reference standard instrument:-

Instrument	Model	Serial No.	Cert. No.	Due Date
1) Data Acquisition	34972A	MY59003411	22LM165	26 Nov 2023

2. This certificate is valid only to the item calibrated on date and place of calibration.
3. This certification is traceable to the International System of Unit.

Result of Calibration :- (*) Without Adjustment

Function of UUC* : Temperature Source

	Environmental		AC Voltage Supply
	(°C)	(%R.H.)	(Volt)
Beginning of Calibration	22	65	231
Finished of Calibration	22	63	230

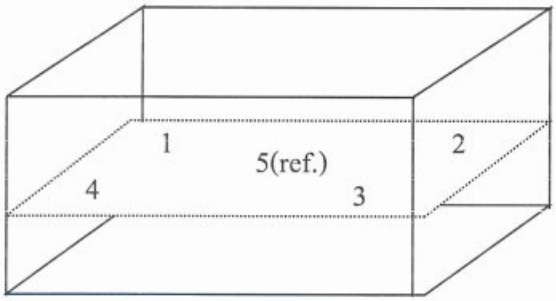

Front

Position :	Ref. Std. ID No.:
1	4804539-001
2	4804539-002
3	4804539-003
4	4804539-004
5(ref.)	4804539-005

เอกสารไม่ค[redacted]

Equipment : Water Bath
Condition As-Received : Used Item
Reference : 2302-0295OC-3
Result of Calibration :- (*) Without Adjustment
Function of UUC* : Temperature Source

Cert. No.: 23TM194

Calibration point (°C)	UUC* Setting (°C)	UUC* Reading (°C)	Average* Standard Reading (°C)				
			Position				
			1	2	3	4	5 (ref.)
44.5	44.5	44.6	44.520	44.509	44.498	44.552	44.530

Calibration point (°C)	Uniformity (°C)	Stability (± °C)	Uncertainty (± °C)	Coverage Factor *k*
44.5	0.077	0.037	0.15	2

Average* : The average of 30 values in each position.
Uniformity : The maximum difference of measured temperatures at any sensors and the measured temperature at the reference location which are observed at the same time or at as close an observation time as possible to determine the temperature pattern or homogeneity within the chamber under steady-state conditions.
Stability : One-half of the greatest maximum difference of measured temperature at any one probe.
UUC* : Unit Under Calibration
Note : The reported uncertainty of measurement was included stability and excluded uniformity.

The reported uncertainty of measurement was based on a standard uncertainty multiplied by a coverage factor ***k***, providing a level of confidence of approximately 95 %.

-o0o-

เอกสารไม่ควร

TECHNOLOGY PROMOTION ASSOCIATION (THAILAND-JAPAN)
CORPORATE SERVICES 3: EQUIPMENT CALIBRATION AND TESTING SERVICES
534/4 PATTANAKARN ROAD SOI 18, SUANLUANG, SUANLUANG BANGKOK 10250
TEL. 0-2717-3000-29 FAX. 0-2719-9484

NSC-TISI-TIS17025
CALIBRATION 0008

Cert. No.: 23TM374

Certificate of Calibration

Equipment :	Water Bath
Manufacturer :	Memmert
Model :	WNE 14
Serial No. :	L414.1407
ID No. :	UAE.MIC.006/2558
Submitted by :	United Analyst and Engineering Consultant Co.,Ltd. 3 Soi Udomsuk 41, Sukhumvit Road, Bangchak, Phrakhanong, Bangkok 10260
Location :	Microbiology Laboratory
Received Order :	11 April 2023
Calibration Date :	11 April 2023
Ambient Temperature :	(26 ± 10) °C
Relative Humidity :	(50 ± 30) %
Calibrated by :	Krisda Malee
Approved by :	[redacted] Approved Signatory

( ) Pornthippa Tameyakul
(✓) Malee Butkruea
( ) Suwit Imjai

Issue Date : 24 April 2023

The Uncertainties are for a confidence probability of approximately 95%

This certificate may not be reproduced other than in full, except with the prior written
Approval of the head of Corporate Services 3 : Equipment Calibration and Testing Services.

เอกสารไม่ควบคุม

Equipment : Water Bath
Condition As-Received : Used Item
Reference : 2304-0155OC-3
Result of Calibration :- (*) Without Adjustment
Function of UUC* : Temperature Source

Cert. No.: 23TM374

Calibration point (°C)	UUC* Setting (°C)	UUC* Reading (°C)	Average* Standard Reading (°C) Position					Uncertainty (± °C)
			1	2	3	4	5 (ref.)	
44.5	44.5	44.5	44.508	44.466	44.456	44.478	44.483	0.15

Calibration point (°C)	Uniformity (°C)	Stability (± °C)	Coverage Factor *k*
44.5	0.065	0.031	2

Average* : The average of 30 values in each position.
Uniformity : The maximum difference of measured temperatures at any sensors and the measured temperature at the reference location which are observed at the same time or at as close an observation time as possible to determine the temperature pattern or homogeneity within the chamber under steady-state conditions.
Stability : One-half of the greatest maximum difference of measured temperature at any one probe.
UUC* : Unit Under Calibration
Note : The reported uncertainty of measurement was included stability and excluded uniformity.

The reported uncertainty of measurement was based on a standard uncertainty multiplied by a coverage factor ***k***, providing a level of confidence of approximately 95 %.

-o0o-

เอกสารไม่ค[redacted]

Equipment : Water Bath
Condition As-Received : Used Item
Reference : 2304-0155OC-3

Cert. No.: 23TM374

Procedure Used :-

Calibration were conducted using in-house calibration procedure CP-OT04 according to direct measurement method with Data Acquisition which connected with Industrial Platinum Resistance Thermometer (IPRT).

The temperature scale used was based on ITS-90.

Condition of this result of calibration

1. Reference standard instrument:-

Instrument	Model	Serial No.	Cert. No.	Due Date
1) Data Acquisition	34972A	MY59003411	22LM165	26 Nov 2023

2. This certificate is valid only to the item calibrated on date and place of calibration.
3. This certification is traceable to the International System of Unit.

Result of Calibration :- (*) Without Adjustment
Function of UUC* : Temperature Source
Heat transfer medium used : Water

	Environmental		AC Voltage Supply
	(°C)	(%R.H.)	(Volt)
Beginning of Calibration	26	55	220
Finished of Calibration	25	56	221

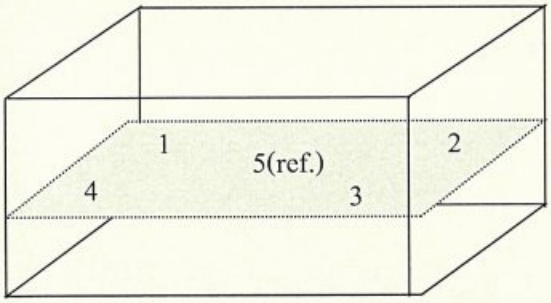

Front

Position :	Ref. Std. ID No.:
1	4804539-001
2	4804539-002
3	4804539-003
4	4804539-004
5(ref.)	4804539-005

เอกสารไม่ค[redacted]

Calibration Certificate ID
TH2058-096-040722-ACC-TH

METTLER TOLEDO

Mettler-Toledo (Thailand) Ltd.
846/4 - 846/5 Lasalle Rd., Bangna Tai Sub-District
Bangna District, Bangkok 10260
+66 2723 0382
MT-TH.ServiceSupport@mt.com

NSC-TISI-TIS 17025
CALIBRATION 0062

Accuracy Calibration Certificate

Customer

Company:	United Analyst and Engineering Consultant Co., Ltd.		
Address:	3 Soi Udom Suk 41, Sukhumvit Rd., Bang Chak		
City:	Phra Khanong	**Contact:**	Suwit Chotnok
Zip / Postal:	10260		
State / Province:	Bangkok		
Order Number:	*0332401494*		

Weighing Device

Manufacturer:	Mettler Toledo	**Instrument Type:**	Weighing Instrument
Model:	MS603S/01	**Asset Number:**	UAE.MIC.008/2553
Serial No.:	B007010311	**Terminal Model:**	N/A
Building:	N/A	**Terminal Serial No.:**	N/A
Floor:	2	**Terminal Asset No.:**	N/A
Room:	Balance Room (206)		

Range	Max. Capacity	Readability (d)
1	620 g	0.001 g

Procedure

Calibration Guideline:	EURAMET cg-18 v. 4.0 (11/2015)
METTLER TOLEDO Work Instruction:	CP/W002/20

This calibration certificate contains measurements for As Found calibration. No As Left calibration was performed because the device was not modified after As Found calibration. Therefore, results for As Left correspond to As Found.

The sensitivity/span of the weighing instrument was adjusted before calibration with a built-in weight.

In accordance with EURAMET cg-18 (11/2015), the test loads were selected to reflect the specific use of the weighing device or to accommodate specific calibration conditions.

	Temperature		Humidity	
As Found	Start: 22.8 °C	End: 23.0 °C	Start: 49.9 %	End: 58.3 %

As Found Calibration Date:	07-Apr-2022	**Calibrator:**	[redacted]
As Left Calibration Date:	N/A		
Issue Date:	08-Apr-2022		
		Approved Signatory:	

☑ Kassakorn Tassanachaisakul
☐ Santi Jitniyom
☐ Surachet Sukkate

© METTLER TOLEDO
This is an original document and may not be partially reproduced without the written permission of the issuing calibration laboratory.

เอกสารไม่ควบคุม

Measurement Results

Repeatability

Test Load: 200 g

	As Found	As Left
1	200.001 g	N/A
2	200.001 g	N/A
3	200.001 g	N/A
4	200.001 g	N/A
5	200.001 g	N/A
6	200.000 g	N/A
7	200.001 g	N/A
8	200.001 g	N/A
9	200.000 g	N/A
10	200.001 g	N/A

Standard Deviation	0.0004 g	N/A

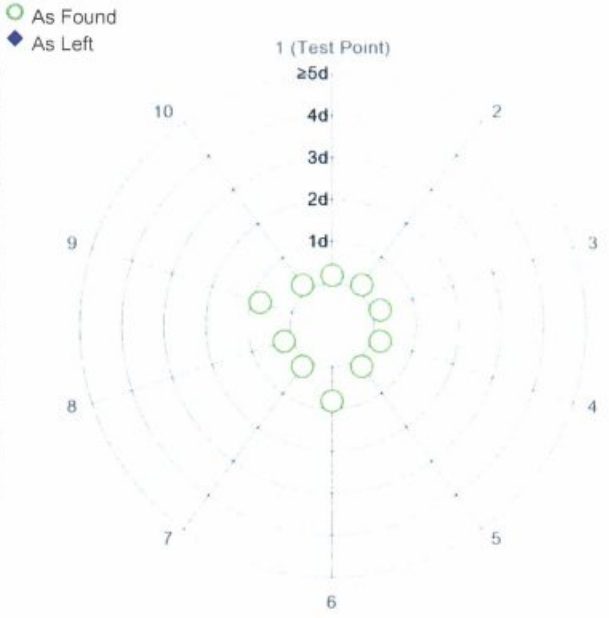

The "d" in the graph represents the readability of the range/interval in which the test was performed.

The results of this graph are based upon the absolute values of the differences from the mean value.

Eccentricity

Test Load: 200 g

Position	As Found	As Left
1	200.001 g	N/A
2	200.001 g	N/A
3	200.002 g	N/A
4	200.002 g	N/A
5	200.000 g	N/A

Maximum Deviation	0.001 g	N/A

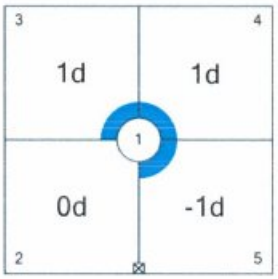

As Found

The "d" in the graph represents the readability of the range/interval in which the test was performed.

© METTLER TOLEDO
This is an original document and may not be partially reproduced without the written permission of the issuing calibration laboratory.

เอกสารไม่ควบคุม

Error of Indication

As Found

	Reference Value	Indication	Error of Indication	Expanded Uncertainty	k
1	0.000 g	0.000 g	0.000 g	1.0 mg	2
2	0.500 g	0.500 g	0.000 g	1.2 mg	2
3	1.000 g	1.000 g	0.000 g	1.2 mg	2
4	50.000 g	50.000 g	0.000 g	1.2 mg	2
5	100.000 g	100.000 g	0.000 g	1.3 mg	2
6	150.000 g	150.000 g	0.000 g	1.5 mg	2
7	200.000 g	200.001 g	0.001 g	1.6 mg	2
8	300.001 g	300.001 g	0.000 g	2.0 mg	2
9	400.001 g	400.001 g	0.000 g	2.5 mg	2
10	500.001 g	500.002 g	0.001 g	2.9 mg	2
11	600.001 g	600.001 g	0.000 g	3.4 mg	2

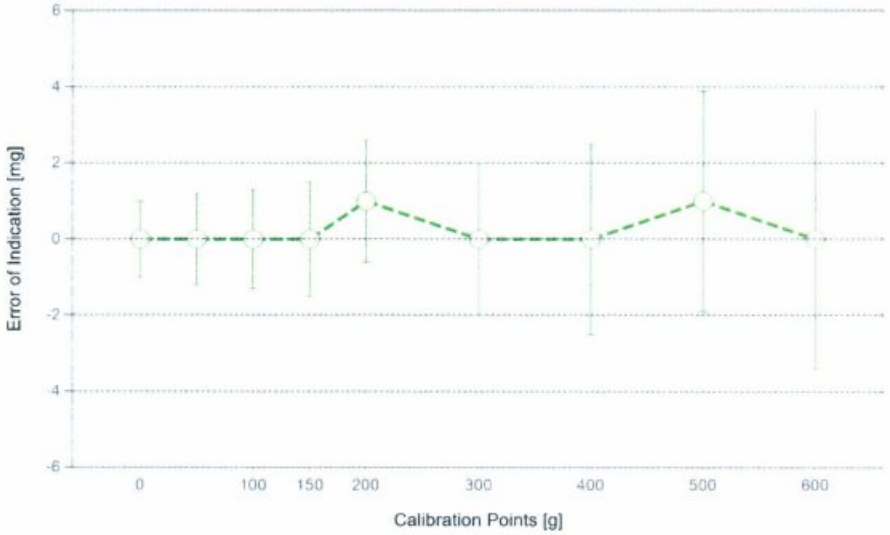

For improved legibility of the graphics only increasing measurement points are shown and measurement points close to zero are not displayed.

The uncertainty stated is the expanded uncertainty at calibration obtained by multiplying the standard combined uncertainty by the coverage factor k – which can be larger than 2 according to EURAMET cg-18. The value of the measurand lies within the assigned range of values with a probability of approximately 95%.

The user is responsible for maintaining environmental conditions and the settings of the weighing instrument when it was calibrated.

© METTLER TOLEDO
This is an original document and may not be partially reproduced without the written permission of the issuing calibration laboratory.

เอกสารไม่ควบคุม

Test Equipment

All weights used for metrological testing are traceable to national or international standards. The weights were calibrated and certified by an accredited calibration laboratory.

Weight Set 1: OIML F1

Weight Set No.:	WS55	Date of Issue:	09-Jul-2021
Certificate Number:	CCM-0137-21-C	Calibration Due Date:	07-Jul-2022

Weight Set 2: OIML E2

Weight Set No.:	WS80	Date of Issue:	23-Feb-2022
Certificate Number:	C208581631	Calibration Due Date:	14-Aug-2023

Thermo Hygrometer

Equipment No.:	IN161	Date of Issue:	14-Jun-2021
Certificate Number:	21H1220	Calibration Due Date:	01-Jun-2022

Remarks

FACT adjustment functionality activated

Equipment condition: Good

Next calibration according to customer's procedure

Calibration data not decide by calibration laboratory

End of Accredited Section

The information below and any attachments to this calibration certificate are not part of the accredited calibration.

© METTLER TOLEDO
This is an original document and may not be partially reproduced without the written permission of the issuing calibration laboratory.

เอกสารไม่ควบคุม

Measurement Uncertainty of the Weighing Instrument in Use

Stated is the expanded uncertainty with k=2 in use. The formula shall be used for the estimation of the uncertainty under consideration of the errors of indication. The value R represents the net load indication in the unit of measure of the device.

Temperature coefficient for the evaluation of the measurement uncertainty in use: $3.0 \cdot 10^{-6}$ / K

Temperature range on site for the evaluation of the measurement uncertainty in use: 3 K

Linearization of Uncertainty Equation

Range			As Found	As Left
	d	Max		
1	0.001 g	620 g	U_1 = 1.2 mg + 0.0186 mg/g · R	N/A

To optimize the stability of the linearization, besides of the zero load only increasing measurement points with a test load of 5% of the measurement range or larger are taken for the calculation of the linear equation.

Absolute and Relative Measurement Uncertainty in Use for Various Net Indications (Examples)

Net Indication	As Found		As Left	
0.062 g	1.2 mg	1.9%	N/A	N/A
0.620 g	1.2 mg	0.20%	N/A	N/A
6.200 g	1.3 mg	0.021%	N/A	N/A
62.000 g	2.4 mg	0.0038%	N/A	N/A
620.000 g	13 mg	0.0021%	N/A	N/A

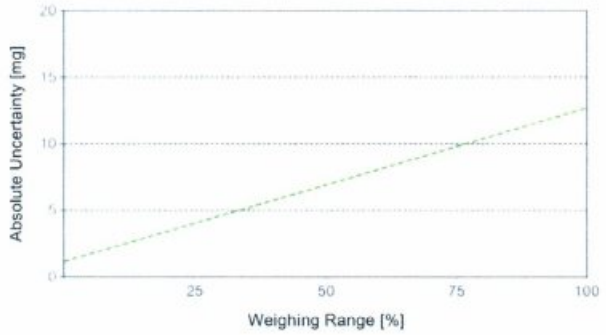

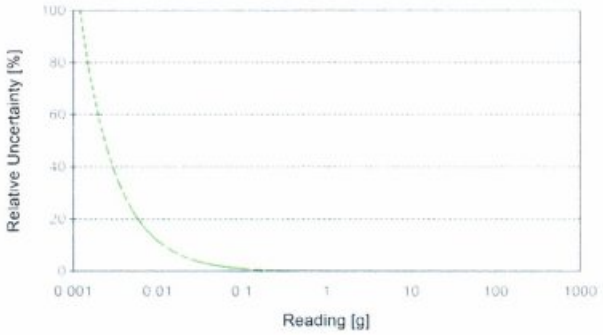

As Found As Left

© METTLER TOLEDO
This is an original document and may not be partially reproduced without the written permission of the issuing calibration laboratory.

เอกสารไม่ควบคุม

TECHNOLOGY PROMOTION ASSOCIATION (THAILAND-JAPAN)
CORPORATE SERVICES 3: EQUIPMENT CALIBRATION AND TESTING SERVICES
534/4 PATTANAKARN ROAD SOI 18, SUANLUANG, SUANLUANG BANGKOK 10250
TEL. 0-2717-3000-27 FAX. 0-2719-9484

NSC-TISI-TIS17025
CALIBRATION 0008

Certificate of Calibration

Equipment :	Autoclave
Manufacturer :	ALP
Model :	CL-40L
Serial No. :	807298
ID No. :	UAE.MIC.019/2560
Submitted by :	United Analyst and Engineering Consultant Co.,Ltd. 3 Soi Udomsuk 41, Sukhumvit Road, Bangchak, Phrakhanong, Bangkok 10260
Location :	301 Room
Received Order :	11 July 2022
Calibration Date :	11 July 2022
Ambient Temperature :	(26 ± 10) °C
Relative Humidity :	(50 ± 30) %
Calibrated by :	Preecha Hlahib

Approved by : [redacted]

Approved Signatory

(/) Pornthippa Tameyakul
( ) Malee Butkruea
( ) Suwit Imjai

Issue Date : 18 July 2022

The Uncertainties are for a confidence probability of approximately 95%

This certificate may not be reproduced other than in full, except with the prior written
Approval of the head of Corporate Services 3 : Equipment Calibration and Testing Services.

เอกสารไม่ควบคุม

Equipment : Autoclave
Condition As-Received : Used Item
Reference : 2207-0245OC-7

Cert. No.: 22TM1121

Procedure Used :-

Calibration were conducted using in-house calibration procedure CP-OT03 according to direct measurement method with Data Acquisition which connected with Thermocouple Type T

The temperature scale used was based on ITS-90.

Condition of this result of calibration

1. Reference standard instrument:-

Instrument	Model	Serial No.	Cert. No.	Due Date
1) Data Acquisition	34970A	MY44060450	22LM46	28 Mar 2023

2. This certificate is valid only to the item calibrated on date and place of calibration.
3. This certification is traceable to the International System of Unit.
4. This result of calibration covers laboratory autoclaves for the sterilization of goods and material which could be infected with organisms categorized as Hazard Group 1, 2 and 3**
(** = Categorization of pathogens according to hazard and categories of containment, second edition, 1990)
It does not cover autoclaves for use with material infect with organisms in Hazard Group 4, for which complete containment and sterilization of infected condensate is considered to be essential.
This result of calibration does not apply to sterilizers or disinfectors used for medical, dental, pharmaceutical or veterinary purposes which are directry concerned with patient care, or those used for fabrics subjected to sterilization which are required to be dry at the end of cycle.

Result of Calibration :- (*) Without Adjustment
Function of UUC* : Temperature Source

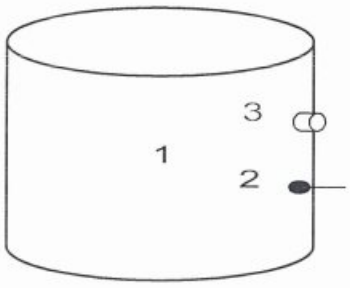

	Environmental		
	(°C)	(%R.H.)	(Volt)
Beginning of Calibration	29	49	220
Finished of Calibration	32	48	220

Position	Description	Ref. Std. ID No.:
1 =	Center of chamber	22-14TC-01
2 =	Temperature sensor	22-14TC-02
3 =	Exhaust port	22-14TC-03

เอกสารไม่ควบคุม

Equipment : Autoclave
Condition As-Received : Used Item
Reference : 2207-0245OC-7

Cert. No.: 22TM1121

Result of Calibration :- (*) Without Adjustment

Operating parameter Set : Temperature = 115 °C
Sterilization period = 15 minute

UUC* Setting (°C)	UUC* Reading (°C)	Position	Average* Standard Reading (°C)	Stability (± °C)	Pressure Reading (MPa)	Uncertainty (± °C)	Coverage Factor *k*
116	116	1	116.523	0.14	0.08	0.90	2
		2	116.566				
		3	116.440				

Operating parameter Set : Temperature = 121 °C
Sterilization period = 30 minute

UUC* Setting (°C)	UUC* Reading (°C)	Position	Average* Standard Reading (°C)	Stability (± °C)	Pressure Reading (MPa)	Uncertainty (± °C)	Coverage Factor *k*
122	122	1	122.503	0.19	0.12	0.91	2
		2	122.637				
		3	122.558				

Average* : The average of 30 values in each position.
Stability : One-half of the greatest maximum difference of measured temperature at any one probe.
UUC* : Unit Under Calibration
Note : The reported uncertainty of measurement was included stability and excluded uniformity .

The reported uncertainty of measurement was based on a standard uncertainty multiplied by a coverage factor ***k***, providing a level of confidence of approximately 95 %.

-o0o-

เอกสารไม่ควร[redacted]

DQE Services Co.,Ltd.
32 Soi Ladprao-Wanghin 55, Ladprao-Wanghin Rd., Ladprao, Ladprao, Bangkok 10230
Phone : +66 (0)2 538 2054, Email : dqeservicesinfo@gmail.com

NSC-TISI-TIS 17025
CALIBRATION 0404

CERTIFICATE OF CALIBRATION

Certificate No. : SP23-007

Customer : United Analyst and Engineering Consultant Co.,Ltd. (Head Office)

Address : 3 Soi Udomsuk 41, Sukhumvit Road, Bangchak, Phrakhanong, Bangkok 10260

Location of calibration : Laboratory 315

Equipment : UV-Vis Spectrophotometer

Manufacturer : Hitachi

Model : U-1900

Serial No. : 2021-064

ID No. : UAE.WAS.006/2552

Received Date : 6 January 2023

Calibration Date : 6 January 2023

Issue Date : 10 January 2023

Condition Instrument : Used

Calibrated by : [redacted]

Technical Manager

Approved by : [redacted]

Quality Manager

The calibration result is applied only to the above calibrated item and was found accurate as shown on date and place of calibration only.

The measurement capability of the laboratory and its traceability to recognized national standards and to the unit of measurement realized at the corresponding national standards laboratory. This certificate may not be reproduced other than in full except with the prior written approval of the DQE Services Co., Ltd.

เอกสารไม่ควบคุม

DQE Services Co.,Ltd.
32 Soi Ladprao-Wanghin 55, Ladprao-Wanghin Rd., Ladprao, Ladprao, Bangkok 10230
Phone : +66 (0)2 538 2054, Email : dqeservicesinfo@gmail.com

NSC-TISI-TIS 17025
CALIBRATION 0404

REPORT OF CALIBRATION

Certificate No. : SP23-007

Environment Condition : Ambient Temperature 25 ± 5 °C

Relative humidity 55 ± 20 %RH

Calibration method : In-house method CP-01 Based on ASTM E275-08

Certified Reference Materials :

Material	Serial No.	Certificate No.	Due date
Absobance Standard set	25760	95935	22 October 2023
Absobance Standard set	25757	95929	22 October 2023
Wavelength Standard set	25806	95916	22 October 2023
Wavelength Standard set	25758	95915	22 October 2023

Traceability : This certification is traceable to the International System of Unit maintained at National - Institute of Standards and Technology (NIST) through Starna Scientific Limited

Spectral Band Width of UUC : 4.0 nm.

Scan Speed of UUC : 200 nm/min

Scan Interval of UUC : 0.1 nm.

Resolution of UUC : Photometric 0.001 Abs.

Wavelength 0.1 nm.

เอกสารไม่ควบคุม

DQE Services Co.,Ltd.
32 Soi Ladprao-Wanghin 55, Ladprao-Wanghin Rd., Ladprao, Ladprao, Bangkok 10230
Phone : +66 (0)2 538 2054, Email : dqeservicesinfo@gmail.com

NSC-TISI-TIS 17025
CALIBRATION 0404

REPORT OF CALIBRATION

Certificate No. : SP23-007

Calibration Results : Without adjustment

Photometric Accuracy :

Wavelength (nm.)	CRMs Values (Abs)	UUC Reading (Abs)	Correction (Abs)	Uncertainty (Abs)	Coverage factor *k*
420	0.0000	0.000	0.0000	0.0028	2.00
	0.5787	0.575	0.0037	0.0031	2.00
	1.0490	1.044	0.0050	0.0029	2.00
	2.1900	2.181	0.0090	0.0080	2.00
440	0.0000	0.000	0.0000	0.0028	2.00
	0.5607	0.558	0.0027	0.0034	2.00
	1.0247	1.021	0.0037	0.0035	2.00
	2.1229	2.115	0.0079	0.0081	2.00
465	0.0000	0.000	0.0000	0.0028	2.00
	0.5236	0.520	0.0036	0.0030	2.00
	0.9634	0.961	0.0024	0.0029	2.00
	1.9763	1.968	0.0083	0.0070	2.00
546.1	0.0000	0.000	0.0000	0.0028	2.00
	0.5191	0.518	0.0011	0.0031	2.00
	1.0003	1.000	0.0003	0.0033	2.00
	1.9987	1.993	0.0057	0.0084	2.00
590	0.0000	0.000	0.0000	0.0028	2.00
	0.5523	0.552	0.0003	0.0030	2.00
	1.0809	1.082	-0.0011	0.0030	2.00
	2.0391	2.031	0.0081	0.0080	2.00
635	0.0000	0.000	0.0000	0.0028	2.00
	0.5601	0.562	-0.0019	0.0032	2.00
	1.0512	1.052	-0.0008	0.0030	2.00
	1.9294	1.923	0.0064	0.0079	2.00

เอกสารไม่ควบคุม

DQE Services Co.,Ltd.
32 Soi Ladprao-Wanghin 55, Ladprao-Wanghin Rd., Ladprao, Ladprao, Bangkok 10230
Phone : +66 (0)2 538 2054, Email : dqeservicesinfo@gmail.com

NSC-TISI-TIS 17025
CALIBRATION 0404

REPORT OF CALIBRATION

Certificate No. : SP23-007

Photometric Accuracy :

Wavelength (nm.)	CRMs Values (Abs)	UUC Reading (Abs)	Correction (Abs)	Uncertainty (Abs)	Coverage factor *k*
235	0.0000	0.000	0.0000	0.0050	2.00
	0.7478	0.743	0.0048	0.0057	2.00
257	0.0000	0.000	0.0000	0.0050	2.00
	0.8686	0.861	0.0076	0.0059	2.00
313	0.0000	0.000	0.0000	0.0050	2.00
	0.2912	0.291	0.0002	0.0051	2.00
350	0.0000	0.000	0.0000	0.0050	2.00
	0.6448	0.639	0.0058	0.0055	2.00

เอกสารไม่ควบคุม

DQE Services Co.,Ltd.
32 Soi Ladprao-Wanghin 55, Ladprao-Wanghin Rd., Ladprao, Ladprao, Bangkok 10230
Phone : +66 (0)2 538 2054, Email : dqeservicesinfo@gmail.com

NSC-TISI-TIS 17025
CALIBRATION 0404

REPORT OF CALIBRATION

Certificate No. : SP23-007

Wavelength Accuracy :

CRMs Values (nm.)	UUC Reading (nm.)	Correction (nm.)	Uncertainty (nm.)	Coverage factor *k*
241.54	240.8	0.74	0.18	2.00
279.40	278.5	0.90	0.18	2.00
288.70	288.0	0.70	0.18	2.00
334.22	333.5	0.72	0.18	2.00
361.26	360.5	0.76	0.18	2.00
418.48	417.8	0.68	0.21	2.00
446.70	445.9	0.80	0.18	2.00
453.20	452.5	0.70	0.18	2.00
460.06	459.5	0.56	0.18	2.00
536.90	536.0	0.90	0.18	2.00
637.94	637.1	0.84	0.18	2.00
440.74	440.0	0.74	0.18	2.00
472.22	471.5	0.72	0.18	2.00
513.70	513.0	0.70	0.18	2.00
528.72	528.0	0.72	0.18	2.00
574.60	574.0	0.60	0.18	2.00
585.48	584.6	0.88	0.20	2.00
684.63	684.0	0.63	0.18	2.00
740.27	740.0	0.27	0.20	2.00
748.28	747.5	0.78	0.18	2.00
807.16	806.5	0.66	0.18	2.00
879.70	879.0	0.70	0.18	2.00

Remark : - UUC = Unit Under Calinration

- N/A = Not Avaiable

- The result expanded uncertainty of measurement U is stated as the standard uncertainty of measurement multiplied by the coverage factor *k*, which for a normal distribution corresponds to a coverage probability of approximately 95%

- * Indicates non TISI accredited

- End of Certificate -

เอกสารไม่ควบคุม

DQE Services Co.,Ltd.
32 Soi Ladprao-Wanghin 55, Ladprao-Wanghin Rd., Ladprao, Ladprao, Bangkok 10230
Phone : +66 (0)2 538 2054, Email : dqeservicesinfo@gmail.com

NSC-TISI-TIS 17025
CALIBRATION 0404

CERTIFICATE OF CALIBRATION

Certificate No. : SP23-008 Page 1 of 5

Customer : United Analyst and Engineering Consultant Co.,Ltd. (Head Office)

Address : 3 Soi Udomsuk 41, Sukhumvit Road, Bangchak, Phrakhanong, Bangkok 10260

Location of calibration : Laboratory 213

Equipment : UV-Vis Spectrophotometer

Manufacturer : Hitachi

Model : U-2900

Serial No. : 21E22-009

ID No. : UAE.WAT.051/2564

Received Date : 6 January 2023

Calibration Date : 6 January 2023

Issue Date : 10 January 2023

Condition Instrument : Used

Calibrated by : [redacted] **Approved by :** [redacted]

Technical Manager Quality Manager

The calibration result is applied only to the above calibrated item and was found accurate as shown on date and place of calibration only.

The measurement capability of the laboratory and its traceability to recognized national standards and to the unit of measurement realized at the corresponding national standards laboratory. This certificate may not be reproduced other than in full except with the prior written approval of the DQE Services Co., Ltd.

เอกสารไม่ควบคุม

DQE Services Co.,Ltd.
32 Soi Ladprao-Wanghin 55, Ladprao-Wanghin Rd., Ladprao, Ladprao, Bangkok 10230
Phone : +66 (0)2 538 2054, Email : dqeservicesinfo@gmail.com

NSC-TISI-TIS 17025
CALIBRATION 0404

REPORT OF CALIBRATION

Certificate No. : SP23-008

Environment Condition : Ambient Temperature 25 ± 5 °C

Relative humidity 55 ± 20 %RH

Calibration method : In-house method CP-01 Based on ASTM E275-08

Certified Reference Materials :

Material	Serial No.	Certificate No.	Due date
Absobance Standard set	25760	95935	22 October 2023
Absobance Standard set	25757	95929	22 October 2023
Wavelength Standard set	25806	95916	22 October 2023
Wavelength Standard set	25758	95915	22 October 2023

Traceability : This certification is traceable to the International System of Unit maintained at National - Institute of Standards and Technology (NIST) through Starna Scientific Limited

Spectral Band Width of UUC : 1.5 nm.

Scan Speed of UUC : 200 nm/min

Scan Interval of UUC : 0.1 nm.

Resolution of UUC : Photometric 0.001 Abs.

Wavelength 0.1 nm.

เอกสารไม่ควบคุม

DQE Services Co.,Ltd.
32 Soi Ladprao-Wanghin 55, Ladprao-Wanghin Rd., Ladprao, Ladprao, Bangkok 10230
Phone : +66 (0)2 538 2054, Email : dqeservicesinfo@gmail.com

NSC-TISI-TIS 17025
CALIBRATION 0404

REPORT OF CALIBRATION

Certificate No. : SP23-008

Calibration Results : Without adjustment

Photometric Accuracy :

Wavelength (nm.)	CRMs Values (Abs)	UUC Reading (Abs)	Correction (Abs)	Uncertainty (Abs)	Coverage factor *k*
420	0.0000	0.000	0.0000	0.0028	2.00
	0.5787	0.574	0.0047	0.0031	2.00
	1.0490	1.044	0.0050	0.0029	2.00
	2.1900	2.182	0.0080	0.0080	2.00
440	0.0000	0.000	0.0000	0.0028	2.00
	0.5607	0.558	0.0027	0.0034	2.00
	1.0247	1.021	0.0037	0.0035	2.00
	2.1229	2.114	0.0089	0.0079	2.00
465	0.0000	0.000	0.0000	0.0028	2.00
	0.5236	0.520	0.0036	0.0030	2.00
	0.9634	0.960	0.0034	0.0029	2.00
	1.9763	1.969	0.0073	0.0070	2.00
546.1	0.0000	0.000	0.0000	0.0028	2.00
	0.5191	0.516	0.0031	0.0031	2.00
	1.0003	0.997	0.0033	0.0033	2.00
	1.9987	1.991	0.0077	0.0084	2.00
590	0.0000	0.000	0.0000	0.0028	2.00
	0.5523	0.550	0.0023	0.0030	2.00
	1.0809	1.078	0.0029	0.0030	2.00
	2.0391	2.032	0.0071	0.0080	2.00
635	0.0000	0.000	0.0000	0.0028	2.00
	0.5601	0.558	0.0021	0.0031	2.00
	1.0512	1.049	0.0022	0.0030	2.00
	1.9294	1.922	0.0074	0.0079	2.00

เอกสารไม่ควบคุม

DQE Services Co.,Ltd.
32 Soi Ladprao-Wanghin 55, Ladprao-Wanghin Rd., Ladprao, Ladprao, Bangkok 10230
Phone : +66 (0)2 538 2054, Email : dqeservicesinfo@gmail.com

NSC-TISI-TIS 17025
CALIBRATION 0404

REPORT OF CALIBRATION

Certificate No. : SP23-008

Photometric Accuracy :

Wavelength (nm.)	CRMs Values (Abs)	UUC Reading (Abs)	Correction (Abs)	Uncertainty (Abs)	Coverage factor *k*
235	0.0000	0.000	0.0000	0.0050	2.00
	0.7478	0.744	0.0038	0.0057	2.00
257	0.0000	0.000	0.0000	0.0050	2.00
	0.8686	0.863	0.0056	0.0059	2.00
313	0.0000	0.000	0.0000	0.0050	2.00
	0.2912	0.290	0.0012	0.0051	2.00
350	0.0000	0.000	0.0000	0.0050	2.00
	0.6448	0.639	0.0058	0.0055	2.00

เอกสารไม่ควบคุม

DQE Services Co.,Ltd.
32 Soi Ladprao-Wanghin 55, Ladprao-Wanghin Rd., Ladprao, Ladprao, Bangkok 10230
Phone : +66 (0)2 538 2054, Email : dqeservicesinfo@gmail.com

NSC-TISI-TIS 17025
CALIBRATION 0404

REPORT OF CALIBRATION

Certificate No. : SP23-008

Wavelength Accuracy :

CRMs Values (nm.)	UUC Reading (nm.)	Correction (nm.)	Uncertainty (nm.)	Coverage factor *k*
241.72	241.0	0.72	0.18	2.00
279.45	278.8	0.65	0.18	2.00
287.81	287.9	-0.09	0.18	2.00
334.06	333.5	0.56	0.18	2.00
360.93	360.5	0.43	0.18	2.00
418.59	418.0	0.59	0.18	2.00
445.94	445.8	0.14	0.18	2.00
453.66	453.0	0.66	0.18	2.00
460.02	459.5	0.52	0.18	2.00
536.59	536.5	0.09	0.18	2.00
637.98	638.0	-0.02	0.18	2.00
431.38	430.6	0.78	0.18	2.00
472.50	472.0	0.50	0.18	2.00
513.47	513.0	0.47	0.18	2.00
528.88	528.5	0.38	0.18	2.00
573.17	573.7	-0.53	0.18	2.00
585.35	585.0	0.35	0.20	2.00
684.40	684.0	0.40	0.18	2.00
740.72	740.5	0.22	0.20	2.00
748.55	748.5	0.05	0.18	2.00
807.03	807.0	0.03	0.18	2.00
879.28	879.5	-0.22	0.18	2.00

Remark : - UUC = Unit Under Calinration

- N/A = Not Avaiable
- The result expanded uncertainty of measurement U is stated as the standard uncertainty of measurement multiplied by the coverage factor *k*, which for a normal distribution corresponds to a coverage probability of approximately 95%
- * Indicates non TISI accredited

- End of Certificate -

เอกสารไม่ควบคุม